

# Axalid

Optimisation Project:  
Save £1 million optimising  
Pregabalin utilisation  
within your CCG

---

ENABLING ANNUAL SAVINGS FOR THE NHS OF

**£165 million**

---

## UNIQUE OPPORTUNITY

---

Never has there been the ability to save such a significant amount of money for your CCG through a direct medicines optimisation.

Pregabalin is the most expensive Primary Care drug for the NHS and is now available with a 70% saving for CCGs wishing to adopt this project.

# Overview

## OBJECTIVE

Pregabalin is currently the most expensive drug for the NHS costing over £300 million per year. Generic pregabalin is available but remains reimbursed at £64.40 per pack for all doses due to the recent court decision to uphold the patent protection for Lyrica for certain specific indications.<sup>1</sup>

A new cost-effective brand of pregabalin, called Axalid, enables your CCG to finally realise savings of 70% with the ability to deliver overall NHS savings in excess of £10 million per month.

This document allows your CCG to immediately realise these savings. impact500 allows safe and effective implementation whilst ensuring that your region will not encounter any prescribing restrictions that could result in legal infringements.

## BACKGROUND OF USE

There are more than 350,000 packs per month prescribed in Primary Care across England costing over £25 million each month.

Of this 31% is Lyrica, 7% Alzain and Rewisca (which are discounted up to 40% on the generic price) and the remainder is prescribed generically at £64.40 per 56 capsules (independent of strength). This month sees a new brand Axalid launched, which provides a dramatic reduction in price of 70%, costing just £19.95 per pack.

Optimisation opportunities providing such significant savings for the NHS are very infrequent. A Pregabalin Optimisation strategy must be a top priority for all CCGs and needs to be implemented safely, efficiently and in a legally compliant manner. impact500 will allow you to do this using a completely integrated medicines management solution free of charge for all GP Practices.

## COST-EFFECTIVENESS OPPORTUNITY

Over 100 CCGs can save in excess of £1 million from their prescribing costs in 2017 by using the impact500 implementation model (Please see page 22 for full CCG savings breakdown). This project will create more savings for your CCG than any other prescribing project in 2017, but every month of delay will result in an average loss per CCG of over £90,000.

## PRESCRIBING OPTIMISATION

Many prescriptions for pregabalin are written for TDS utilisation or two tablets at a time. This creates further wastage especially in view of the standardised price range and creates the potential for significant further savings from this medicines optimisation opportunity.

## SAFETY OPTIMISATIONS

Your impact500 implementation interface will identify suitable patients and ensure that they are appropriate for optimisation. It enables you to implement this medicines optimisation so that no patent extensions granted to Pfizer are breached.<sup>1</sup>

## RAPID IMPLEMENTATION

To realise these astonishing savings there needs to be an effortless and effective implementation strategy. All the essential requirements to achieve this are provided through your impact500 interface.

## CONCLUSION

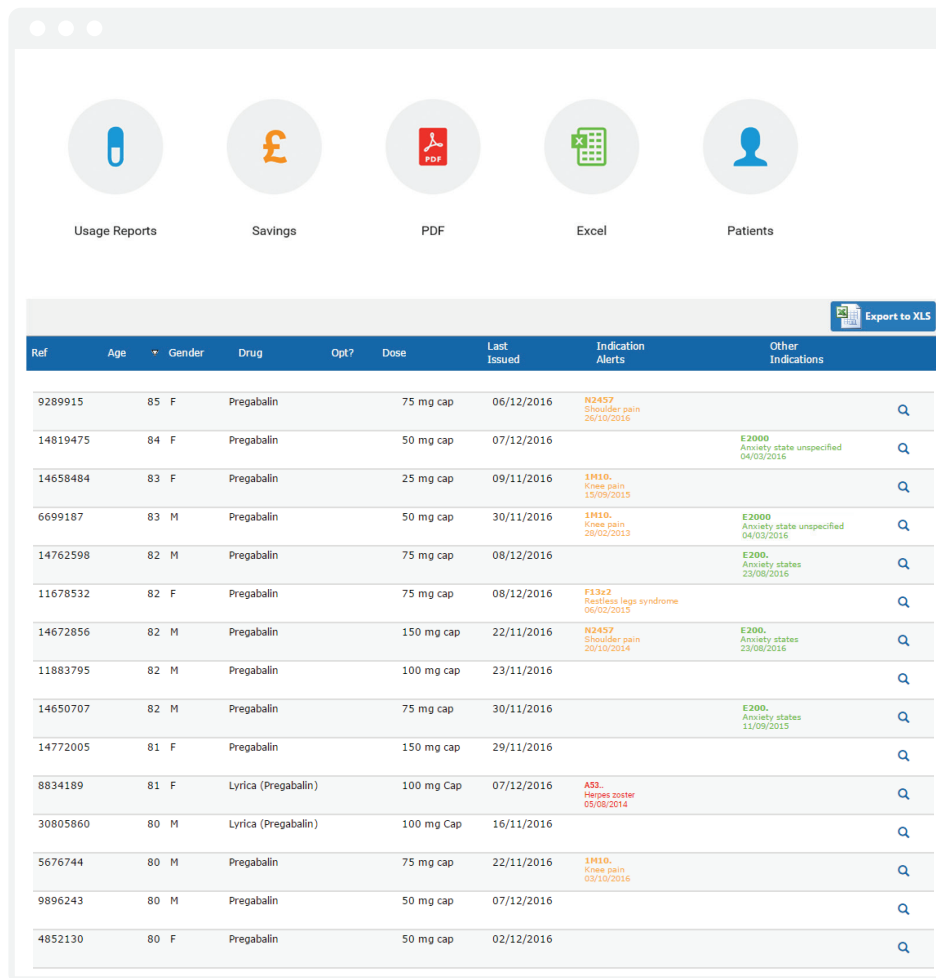
This project allows your CCG to make over £1 million in savings from your prescribing budget. You will receive the class leading prescribing safety system, impact500, from the CCG Prescriber team. Your CCG will then have all the tools necessary for rapid implementation to ensure the delivery of this optimisation without an increase in workload or cost and without any risk of legal infringements.

<sup>1</sup>[www.pfizer.co.uk/latest-news/2016-10-13-pfizer-statement-court-appeal-decision-regarding-lyrica%C2%AE-pregabalin-pain](http://www.pfizer.co.uk/latest-news/2016-10-13-pfizer-statement-court-appeal-decision-regarding-lyrica%C2%AE-pregabalin-pain)

<sup>2</sup>This Project is being supported by the manufacturers of Axalid and Prescribing Services Ltd.

# Effective and Targeted Implementation

Ensure your projects are implemented effectively without compromising patient safety. All medicines optimisations have potential risk. impact500 is able to filter patients less suitable for an optimisation to ensure validated, safe and effective implementation.



Usage Reports Savings PDF Excel Patients

Export to XLS

Ref	Age	Gender	Drug	Opt?	Dose	Last Issued	Indication Alerts	Other Indications
9289915	85	F	Pregabalin		75 mg cap	06/12/2016	N2457 Shoulder pain 26/10/2016	
14819475	84	F	Pregabalin		50 mg cap	07/12/2016		E2000 Anxiety state unspecified 04/03/2016
14658484	83	F	Pregabalin		25 mg cap	09/11/2016	1H10. Knee pain 15/09/2015	
6699187	83	M	Pregabalin		50 mg cap	30/11/2016	1H10. Knee pain 28/02/2013	E2000 Anxiety state unspecified 04/03/2016
14762598	82	M	Pregabalin		75 mg cap	08/12/2016		E200. Anxiety states 23/08/2016
11678532	82	F	Pregabalin		75 mg cap	08/12/2016	F13x2 Restless legs syndrome 06/02/2013	
14672856	82	M	Pregabalin		150 mg cap	22/11/2016	N2457 Shoulder pain 20/10/2014	E200. Anxiety states 23/08/2016
11883795	82	M	Pregabalin		100 mg cap	23/11/2016		
14650707	82	M	Pregabalin		75 mg cap	30/11/2016		E200. Anxiety states 11/09/2015
14772005	81	F	Pregabalin		150 mg cap	29/11/2016		
8834189	81	F	Lyrca (Pregabalin)		100 mg Cap	07/12/2016	A53. Herpes zoster 05/08/2014	
30805860	80	M	Lyrca (Pregabalin)		100 mg Cap	16/11/2016		
5676744	80	M	Pregabalin		75 mg cap	22/11/2016	1H10. Knee pain 03/10/2016	
9896243	80	M	Pregabalin		50 mg cap	07/12/2016		
4852130	80	F	Pregabalin		50 mg cap	02/12/2016		

## UNIQUE FUNCTIONALITY

impact500 is able to identify patients underlying diagnosis read codes. This is particularly relevant to the delivery of a legally compliant pregabalin medicines optimisation strategy.

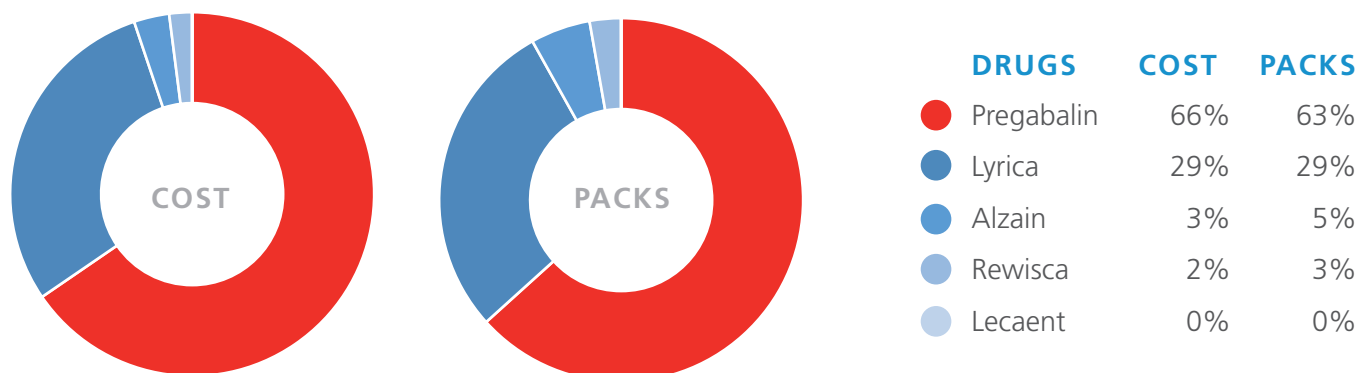
# Pregabalin Market Analysis

## CONTROL OF EPILEPSY

**Cost: Rank 2** £46.8 million/month

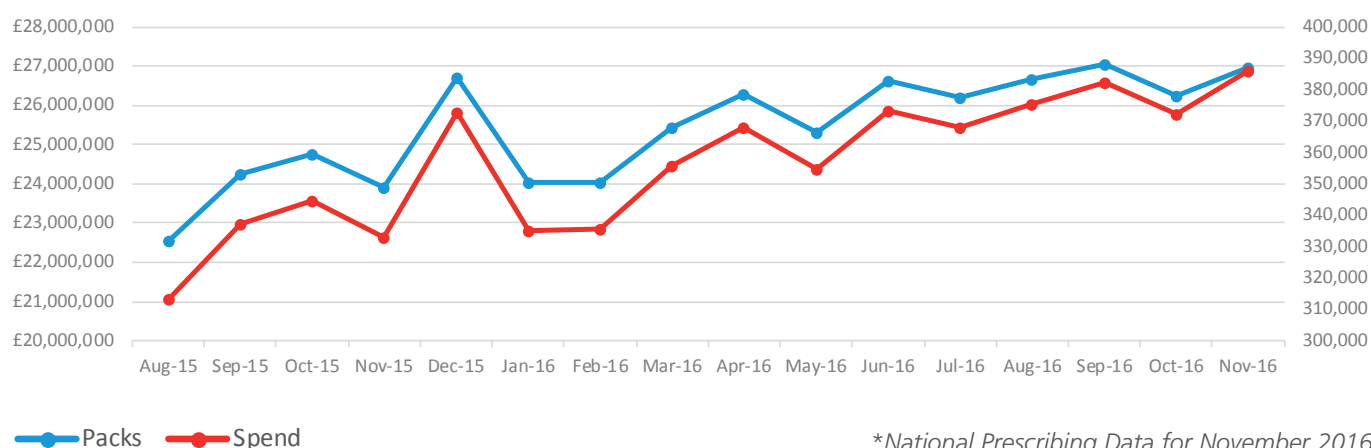
**Packs: Rank 19** 2.1 million packs/month

### Class: Pregabalin



### Usage Information

#### PREGABALIN - NATIONAL SPEND / PACKS BY MONTH

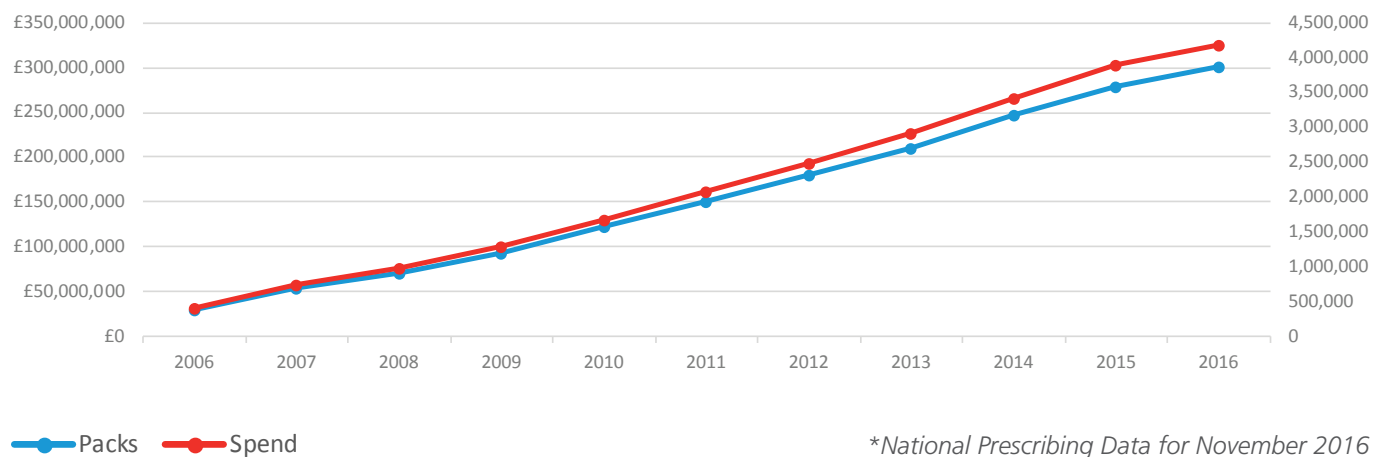


#### PREGABALIN TOP PRODUCTS BY EXPENDITURE - NATIONAL SPEND / PACKS NOVEMBER 2016

RANK	DRUG	TARIFF	COST / MONTH	PACKS / MONTH
TOTAL			£26,958,776	386,246
1	Pregabalin	£64.40	£17,565,968	243,739
2	Lyrica	£64.40	£7,904,813	110,239
3	Alzain	£38.64	£846,798	20,543
4	Rewisca	£45.40	£544,546	10,752
5	Pregabalin (Oral Solution)	£89.98	£76,923	771
6	Lyrica (Oral Solution)	£99.48	£18,503	186
7	Lecaent	£64.39	£1,226	16

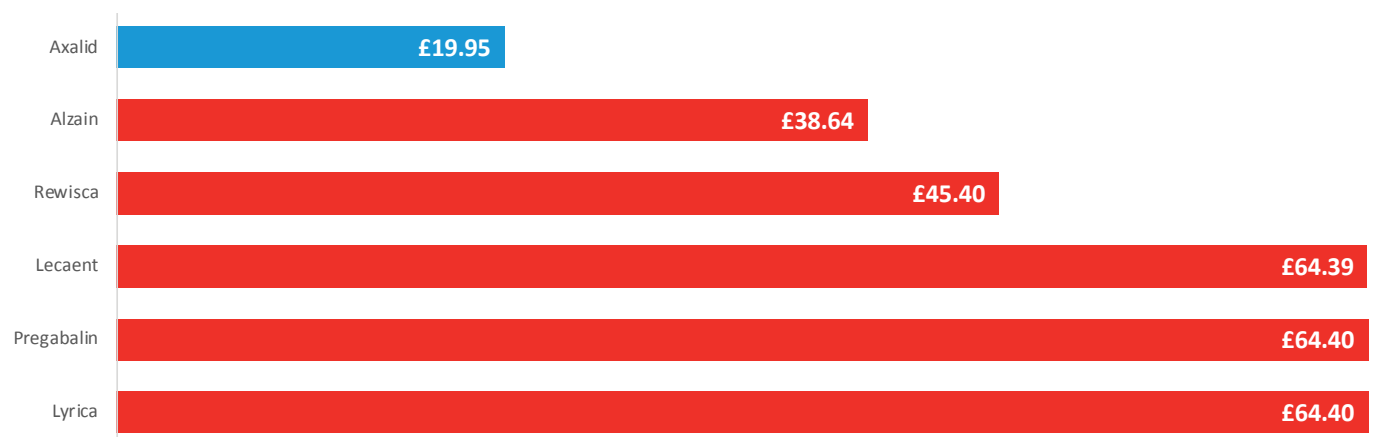
## ANNUAL USAGE OF PREGABALIN (INC. LYRICA)

2016 IS A PROJECTED FIGURE BASED ON JAN TO NOV



## Drug Tariff - February 2017

### COST OF 56 CAPSULES



DRUG	TARIFF FEB 2017	PACKS NOV 2016	COST NOV 2016	POTENTIAL MONTHLY SAVINGS
<b>TOTAL</b>		<b>385,289</b>	<b>£26,863,350</b>	<b>£20,508,967</b>
Axalid	£19.95			
Alzain	£38.64	20,543	£846,798	£409,593
Rewisca	£45.40	10,752	£544,546	£305,255
Lecaent	£64.39	16	£1,226	£4,736,128
Pregabalin	£64.40	243,739	£17,565,968	£9,601,953
Lyrica	£64.40	110,239	£7,904,813	£5,456,039

Prescribing all Pregabalin as Axalid would save the NHS  
£20 million per month



## Key Message

impact500 is **free** of charge for all GP Practices. It will enable your CCG to identify, deliver and validate targeted cost-effective medicines optimisations whilst ensuring patient safety and legal compliance is absolute.

Please do not delay in activating your impact500 implementation interface.

Every day that passes is costing your CCG £3,000 - money that should be spent on improving patient care.



# Pregabalin CCG Savings Potential

# Pregabalin Savings Potential

## NOVEMBER 2016 EPACT DATA

CCG Name	Pregabalin Packs/Mth <sup>1</sup>	Lyrica Spend/Mth <sup>1</sup>	Non Lyrica Prescribing Spend/Mth <sup>1</sup>	Optimised non Lyrica Savings/Mth <sup>1</sup>	Potential 2017 Savings
NATIONAL	381,888	£7,854,713	£18,767,767	£12,711,496	£152,537,946
AIREDALE, WHARFDALE AND CRAVEN CCG	873	£35,174	£28,457	£19,576	£234,911
ASHFORD CCG	978	£11,270	£43,520	£25,506	£306,077
AYLESBURY VALE CCG	262	£6,826	£12,920	£8,919	£107,027
BARKING AND DAGENHAM CCG	1,354	£8,565	£83,450	£55,564	£666,770
BARNET CCG	1,518	£9,375	£101,270	£69,736	£836,829
BARNSELEY CCG	2,566	£29,363	£153,426	£105,161	£1,261,928
BASILDON AND BRENTWOOD CCG	2,236	£28,851	£109,480	£69,126	£829,516
BASSETLAW CCG	1,143	£24,647	£53,832	£36,661	£439,932
BATH AND NORTH EAST SOMERSET CCG	735	£26,494	£26,179	£18,064	£216,763
BEDFORDSHIRE CCG	1,670	£36,910	£69,453	£43,753	£525,037
BEXLEY CCG	1,341	£30,323	£66,216	£45,707	£548,490
BIRMINGHAM CROSSCITY CCG	5,448	£164,192	£231,521	£159,820	£1,917,842
BIRMINGHAM SOUTH AND CENTRAL CCG	1,397	£30,311	£69,894	£48,230	£578,757
BLACKBURN WITH DARWEN CCG	1,047	£7,551	£66,375	£45,807	£549,685
BLACKPOOL CCG	1,099	£6,731	£69,867	£47,718	£572,612
BOLTON CCG	2,646	£61,836	£120,739	£81,670	£980,042
BRACKNELL AND ASCOT CCG	517	£6,419	£30,091	£20,770	£249,244
BRADFORD CITY CCG	361	£3,043	£23,136	£15,945	£191,335
BRADFORD DISTRICTS CCG	1,912	£50,424	£91,398	£62,987	£755,839
BRENT CCG	1,513	£46,059	£62,296	£43,003	£516,038
BRIGHTON AND HOVE CCG	2,203	£25,141	£114,010	£74,818	£897,821
BRISTOL CCG	2,923	£30,428	£176,665	£121,923	£1,463,080
BROMLEY CCG	2,027	£24,837	£122,574	£84,604	£1,015,247
BURY CCG	1,556	£46,091	£54,101	£34,375	£412,503
CALDERDALE CCG	1,606	£21,852	£93,652	£63,768	£765,219
CAMBRIDGESHIRE AND PETERBOROUGH CCG	4,576	£74,361	£238,726	£159,403	£1,912,841
CAMDEN CCG	733	£11,817	£43,713	£30,174	£362,083
CANNOCK CHASE CCG	1,114	£15,457	£57,859	£38,483	£461,801
CANTERBURY AND COASTAL CCG	2,108	£27,422	£79,637	£42,009	£504,108
CASTLE POINT AND ROCHFORD CCG	1,437	£13,041	£84,842	£56,994	£683,926
CENTRAL & EASTERN CHESHIRE CCG	3,635	£188,340	£70,946	£48,965	£587,579
CENTRAL LONDON (WESTMINSTER) CCG	1,158	£6,231	£77,005	£53,163	£637,952
CENTRAL MANCHESTER CCG	1,764	£58,948	£54,674	£34,966	£419,593
CHILTERN CCG	413	£5,971	£23,467	£16,199	£194,384
CHORLEY AND SOUTH RIBBLE CCG	1,371	£30,014	£68,179	£47,045	£564,543
CITY AND HACKNEY CCG	1,377	£7,197	£88,384	£60,817	£729,798
COASTAL WEST SUSSEX CCG	3,143	£86,114	£139,243	£96,122	£1,153,467
CORBY CCG	306	£6,424	£14,840	£10,245	£122,935
COVENTRY AND RUGBY CCG	2,301	£35,674	£128,651	£88,443	£1,061,317

CCGs in the bottom third for available savings

CCGs in the middle third for available savings

CCGs in the top third for available savings

<sup>1</sup> Analysis was undertaken using February 2017 tariff and November 2016 Epact Data

CCG Name	Pregabalin Packs/Mth <sup>1</sup>	Lyrica Spend/Mth <sup>1</sup>	Non Lyrica Prescribing Spend/Mth <sup>1</sup>	Optmised non Lyrica Savings/Mth <sup>1</sup>	Potential 2017 Savings
NATIONAL	381,888	£7,854,713	£18,767,767	£12,711,496	£152,537,946
CRAWLEY CCG	871	£26,946	£37,571	£25,929	£311,154
CROYDON CCG	1,810	£34,487	£95,496	£65,869	£790,433
CUMBRIA CCG	3,370	£72,488	£169,462	£116,969	£1,403,631
DARLINGTON CCG	1,011	£42,497	£29,318	£19,690	£236,285
DARTFORD, GRAVESHAM AND SWANLEY CCG	1,738	£41,242	£85,877	£59,258	£711,090
DONCASTER CCG	3,009	£59,768	£150,188	£103,669	£1,244,027
DORSET CCG	3,936	£122,914	£170,637	£117,798	£1,413,571
DUDLEY CCG	1,786	£15,362	£117,843	£81,306	£975,674
DURHAM DALES, EASINGTON AND SEDGEFIELD CCG	3,017	£129,879	£85,339	£58,904	£706,848
EALING CCG	2,004	£15,584	£125,552	£86,676	£1,040,111
EAST AND NORTH HERTFORDSHIRE CCG	2,543	£69,316	£113,267	£78,201	£938,416
EAST LANCASHIRE CCG	2,763	£26,131	£171,785	£118,562	£1,422,738
EAST LEICESTERSHIRE AND RUTLAND CCG	1,897	£60,742	£69,507	£46,628	£559,535
EAST RIDING OF YORKSHIRE CCG	2,152	£56,388	£98,080	£67,322	£807,858
EAST STAFFORDSHIRE CCG	781	£15,945	£39,121	£26,990	£323,876
EAST SURREY CCG	881	£13,598	£49,374	£34,082	£408,987
EASTBOURNE, HAILSHAM AND SEAFORD CCG	1,010	£12,732	£59,050	£40,748	£488,979
ENFIELD CCG	994	£8,469	£56,273	£36,735	£440,823
EREWASH CCG	570	£6,304	£33,159	£22,887	£274,642
FAREHAM AND GOSPORT CCG	1,441	£22,739	£81,984	£56,586	£679,029
FYLDE & WYRE CCG	1,177	£39,355	£44,098	£29,944	£359,326
GATESHEAD CCG	2,243	£38,164	£121,153	£83,624	£1,003,491
GLOUCESTERSHIRE CCG	4,227	£52,155	£178,982	£101,809	£1,221,706
GREAT YARMOUTH AND WAVENEY CCG	2,108	£3,349	£96,831	£53,148	£637,779
GREATER HUDDERSFIELD CCG	1,803	£4,854	£123,214	£84,455	£1,013,463
GREATER PRESTON CCG	1,908	£36,978	£98,182	£67,746	£812,948
GREENWICH CCG	1,329	£23,300	£72,764	£50,225	£602,702
GUILDFORD AND WAVERLEY CCG	1,216	£21,556	£67,494	£46,586	£559,035
HALTON CCG	1,863	£46,690	£85,485	£59,005	£708,062
HAMBLETON, RICHMONDSHIRE AND WHITBY CCG	1,132	£45,312	£34,135	£22,981	£275,777
HAMMERSMITH AND FULHAM CCG	1,152	£2,030	£80,445	£55,528	£666,337
HARDWICK CCG	700	£17,144	£33,172	£22,920	£275,034
HARINGEY CCG	736	£5,012	£47,142	£32,458	£389,502
HARROGATE AND RURAL DISTRICT CCG	1,197	£40,383	£45,579	£30,570	£366,840
HARROW CCG	1,222	£33,259	£54,551	£37,600	£451,202
HARTLEPOOL AND STOCKTON-ON-TEES CCG	2,871	£23,972	£178,634	£123,313	£1,479,756
HASTINGS AND ROTHER CCG	1,093	£12,871	£63,054	£43,494	£521,923
HAVERING CCG	1,745	£30,878	£88,541	£58,576	£702,914
HEREFORDSHIRE CCG	967	£27,214	£37,570	£24,849	£298,183
HERTS VALLEYS CCG	2,318	£81,173	£86,050	£59,396	£712,748
HEYWOOD, MIDDLETON AND ROCHDALE CCG	2,387	£50,847	£113,376	£75,522	£906,262
HIGH WEALD LEWES HAVENS CCG	1,247	£35,057	£52,789	£35,579	£426,944

CCGs in the bottom third for available savings

CCGs in the middle third for available savings

CCGs in the top third for available savings

CCG Name	Pregabalin Packs/Mth <sup>1</sup>	Lyrica Spend/Mth <sup>1</sup>	Non Lyrica Prescribing Spend/Mth <sup>1</sup>	Optmised non Lyrica Savings/Mth <sup>1</sup>	Potential 2017 Savings
NATIONAL	381,888	£7,854,713	£18,767,767	£12,711,496	£152,537,946
HILLINGDON CCG	1,835	£10,289	£116,349	£80,170	£962,037
HORSHAM AND MID SUSSEX CCG	1,757	£29,487	£93,571	£62,810	£753,725
HOUNSLOW CCG	1,417	£9,758	£92,435	£63,803	£765,634
HULL CCG	1,855	£29,607	£105,878	£73,000	£875,999
IPSWICH AND EAST SUFFOLK CCG	2,815	£52,893	£131,834	£85,660	£1,027,916
ISLE OF WIGHT CCG	1,323	£19,091	£74,714	£51,239	£614,865
ISLINGTON CCG	971	£16,517	£53,405	£36,862	£442,349
KERNOW CCG	4,638	£137,171	£191,370	£131,806	£1,581,678
KINGSTON CCG	856	£5,833	£56,120	£38,738	£464,855
KNOWSLEY CCG	2,330	£39,377	£124,055	£85,283	£1,023,393
LAMBETH CCG	1,438	£34,529	£69,775	£48,160	£577,920
LANCASHIRE NORTH CCG	1,061	£17,843	£58,308	£40,244	£482,925
LEEDS NORTH CCG	1,204	£21,387	£67,786	£46,784	£561,404
LEEDS SOUTH AND EAST CCG	2,010	£28,649	£119,902	£82,797	£993,564
LEEDS WEST CCG	2,325	£45,974	£122,494	£83,813	£1,005,755
LEICESTER CITY CCG	1,815	£45,945	£82,414	£56,868	£682,420
LEWISHAM CCG	1,542	£9,322	£99,631	£68,768	£825,218
LINCOLNSHIRE EAST CCG	3,564	£50,288	£204,644	£139,600	£1,675,200
LINCOLNSHIRE WEST CCG	2,661	£30,654	£154,743	£104,660	£1,255,915
LIVERPOOL CCG	5,168	£44,249	£292,902	£193,907	£2,326,879
LUTON CCG	881	£8,462	£54,291	£37,477	£449,726
MANSFIELD AND ASHFIELD CCG	1,091	£1,309	£73,540	£49,775	£597,306
MEDWAY CCG	2,417	£46,792	£128,606	£88,593	£1,063,115
MERTON CCG	876	£6,723	£57,200	£39,480	£473,755
MID ESSEX CCG	3,649	£160,364	£92,336	£59,967	£719,604
MILTON KEYNES CCG	1,091	£33,766	£46,529	£32,097	£385,163
NENE CCG	2,986	£46,083	£164,300	£113,410	£1,360,919
NEWARK & SHERWOOD CCG	841	£24,899	£31,908	£21,240	£254,881
NEWBURY AND DISTRICT CCG	616	£10,169	£35,409	£24,441	£293,298
NEWCASTLE NORTH AND EAST CCG	1,035	£38,896	£34,313	£23,522	£282,260
NEWCASTLE WEST CCG	1,207	£37,304	£47,416	£32,613	£391,352
NEWHAM CCG	1,868	£19,570	£113,568	£78,353	£940,238
NORTH & WEST READING CCG	609	£10,467	£35,308	£24,371	£292,455
NORTH DERBYSHIRE CCG	1,739	£44,549	£80,201	£55,372	£664,470
NORTH DURHAM CCG	2,289	£105,624	£59,120	£40,809	£489,704
NORTH EAST ESSEX CCG	4,130	£111,237	£170,891	£111,935	£1,343,215
NORTH EAST HAMPSHIRE AND FARNHAM CCG	1,496	£35,858	£70,714	£48,800	£585,601
NORTH EAST LINCOLNSHIRE CCG	928	£15,050	£51,381	£35,418	£425,018
NORTH HAMPSHIRE CCG	1,302	£41,372	£49,308	£33,358	£400,297
NORTH KIRKLEES CCG	1,247	£4,580	£85,031	£58,058	£696,692
NORTH LINCOLNSHIRE CCG	1,588	£59,294	£57,740	£39,860	£478,316
NORTH MANCHESTER CCG	2,095	£53,050	£90,876	£62,232	£746,782
NORTH NORFOLK CCG	1,880	£24,434	£106,865	£72,611	£871,327

CCGs in the bottom third for available savings

CCGs in the middle third for available savings

CCGs in the top third for available savings

<sup>1</sup> Analysis was undertaken using February 2017 tariff and November 2016 Epact Data

CCG Name	Pregabalin Packs/Mth <sup>1</sup>	Lyrica Spend/Mth <sup>1</sup>	Non Lyrica Prescribing Spend/Mth <sup>1</sup>	Optmised non Lyrica Savings/Mth <sup>1</sup>	Potential 2017 Savings
NATIONAL	381,888	£7,854,713	£18,767,767	£12,711,496	£152,537,946
NORTH SOMERSET CCG	1,547	£21,826	£90,843	£62,660	£751,919
NORTH STAFFORDSHIRE CCG	1,568	£35,808	£74,764	£51,591	£619,094
NORTH TYNESIDE CCG	1,932	£57,414	£55,174	£31,404	£376,850
NORTH WEST SURREY CCG	2,302	£26,280	£139,540	£96,154	£1,153,853
NORTH, EAST, WEST DEVON CCG	7,555	£184,378	£305,221	£196,304	£2,355,650
NORTHUMBERLAND CCG	2,356	£79,409	£77,624	£49,713	£596,554
NORWICH CCG	2,023	£13,525	£96,267	£56,523	£678,274
NOTTINGHAM CITY CCG	1,875	£19,379	£110,342	£75,475	£905,700
NOTTINGHAM NORTH AND EAST CCG	948	£17,090	£51,226	£35,345	£424,144
NOTTINGHAM WEST CCG	533	£8,131	£27,913	£19,247	£230,963
OLDHAM CCG	2,506	£68,631	£111,445	£76,913	£922,951
OXFORDSHIRE CCG	2,862	£47,327	£160,113	£108,825	£1,305,898
PORTSMOUTH CCG	1,365	£34,535	£65,912	£45,501	£546,015
REDBRIDGE CCG	1,821	£19,641	£104,792	£69,751	£837,007
REDDITCH AND BROMSGROVE CCG	917	£29,205	£36,017	£24,858	£298,291
RICHMOND CCG	851	£20,341	£44,332	£30,592	£367,109
ROTHERHAM CCG	2,073	£8,830	£142,249	£98,187	£1,178,241
RUSHCLIFFE CCG	629	£9,761	£34,003	£23,458	£281,497
SALFORD CCG	1,881	£82,196	£49,456	£33,867	£406,404
SANDWELL AND WEST BIRMINGHAM CCG	3,240	£61,708	£157,420	£106,158	£1,273,896
SCARBOROUGH AND RYEDALE CCG	849	£18,698	£38,511	£25,890	£310,678
SHEFFIELD CCG	4,390	£35,584	£278,751	£192,397	£2,308,758
SHROPSHIRE CCG	2,086	£23,017	£111,750	£72,631	£871,575
SLOUGH CCG	405	£2,466	£26,271	£18,132	£217,587
SOLIHULL CCG	1,590	£33,405	£76,257	£51,429	£617,152
SOMERSET CCG	3,282	£91,440	£143,185	£98,735	£1,184,823
SOUTH DEVON AND TORBAY CCG	2,718	£16,718	£179,609	£123,708	£1,484,491
SOUTH EAST STAFFS AND SEISDON PENINSULAR CCG	2,058	£40,340	£99,733	£66,449	£797,386
SOUTH EASTERN HAMPSHIRE CCG	1,276	£24,826	£66,941	£46,198	£554,375
SOUTH GLOUCESTERSHIRE CCG	1,407	£89,032	£12,773	£8,817	£105,808
SOUTH KENT COAST CCG	1,699	£48,897	£67,470	£44,683	£536,196
SOUTH LINCOLNSHIRE CCG	1,491	£28,563	£80,168	£55,204	£662,450
SOUTH MANCHESTER CCG	1,467	£32,031	£57,655	£35,101	£421,218
SOUTH NORFOLK CCG	1,774	£20,226	£93,433	£60,151	£721,813
SOUTH READING CCG	727	£16,729	£35,795	£24,708	£296,496
SOUTH SEFTON CCG	1,819	£72,859	£55,365	£38,200	£458,395
SOUTH TEES CCG	3,552	£49,120	£207,491	£143,225	£1,718,701
SOUTH TYNESIDE CCG	1,455	£21,170	£80,557	£55,589	£667,065
SOUTH WARWICKSHIRE CCG	1,213	£32,462	£55,061	£38,005	£456,065
SOUTH WEST LINCOLNSHIRE CCG	1,462	£30,521	£69,403	£46,459	£557,503
SOUTH WORCESTERSHIRE CCG	1,764	£71,720	£55,181	£38,083	£456,993
SOUTHAMPTON CCG	1,793	£59,640	£49,614	£28,888	£346,661
SOUTHEND CCG	1,620	£4,623	£100,801	£66,972	£803,669

CCGs in the bottom third for available savings

CCGs in the middle third for available savings

CCGs in the top third for available savings

<sup>1</sup> Analysis was undertaken using February 2017 tariff and November 2016 E Pact Data

CCG Name	Pregabalin Packs/Mth <sup>1</sup>	Lyrica Spend/Mth <sup>1</sup>	Non Lyrica Prescribing Spend/Mth <sup>1</sup>	Optmised non Lyrica Savings/Mth <sup>1</sup>	Potential 2017 Savings
NATIONAL	381,888	£7,854,713	£18,767,767	£12,711,496	£152,537,946
SOUTHERN DERBYSHIRE CCG	1,977	£21,933	£121,675	£83,972	£1,007,666
SOUTHPORT AND FORMBY CCG	1,300	£71,896	£22,072	£15,237	£182,839
SOUTHWARK CCG	1,490	£25,774	£83,025	£57,309	£687,710
ST HELENS CCG	2,536	£9,212	£170,297	£117,323	£1,407,880
STAFFORD AND SURROUNDS CCG	1,120	£20,583	£55,561	£37,213	£446,556
STOCKPORT CCG	2,262	£24,595	£135,488	£92,502	£1,110,021
STOKE ON TRENT CCG	2,209	£30,276	£127,289	£87,867	£1,054,398
SUNDERLAND CCG	2,532	£43,667	£140,385	£96,900	£1,162,799
SURREY DOWNS CCG	1,539	£22,897	£89,816	£61,991	£743,889
SURREY HEATH CCG	535	£7,406	£30,353	£20,950	£251,397
SUTTON CCG	928	£13,026	£53,396	£36,856	£442,277
SWALE CCG	900	£14,736	£45,092	£29,275	£351,297
SWINDON CCG	1,784	£18,899	£104,502	£70,621	£847,456
TAMESIDE AND GLOSSOP CCG	1,650	£50,712	£55,071	£34,731	£416,769
TELFORD AND WREKIN CCG	1,580	£16,777	£85,260	£55,955	£671,463
THANET CCG	1,428	£42,254	£53,111	£34,804	£417,647
THURROCK CCG	1,077	£11,259	£52,545	£32,446	£389,347
TOWER HAMLETS CCG	1,636	£12,029	£103,452	£71,411	£856,936
TRAFFORD CCG	1,991	£46,672	£93,362	£63,894	£766,723
VALE OF YORK CCG	2,429	£82,557	£92,851	£64,096	£769,155
WAKEFIELD CCG	3,254	£41,379	£190,600	£131,198	£1,574,382
WALSALL CCG	2,972	£25,553	£192,492	£131,556	£1,578,672
WALTHAM FOREST CCG	1,405	£17,410	£83,952	£57,926	£695,108
WANDSWORTH CCG	1,472	£36,264	£70,461	£48,635	£583,617
WARRINGTON CCG	1,981	£46,840	£93,813	£64,770	£777,241
WARWICKSHIRE NORTH CCG	980	£37,196	£32,658	£22,542	£270,508
WEST CHESHIRE CCG	1,815	£83,119	£43,425	£29,974	£359,693
WEST ESSEX CCG	1,644	£35,958	£82,905	£57,241	£686,891
WEST HAMPSHIRE CCG	3,897	£81,665	£189,785	£127,945	£1,535,341
WEST KENT CCG	3,102	£57,559	£165,758	£112,117	£1,345,402
WEST LANCASHIRE CCG	1,150	£19,565	£60,267	£41,598	£499,174
WEST LEICESTERSHIRE CCG	2,265	£72,879	£88,185	£60,831	£729,969
WEST LONDON (K&C & QPP) CCG	1,334	£10,550	£85,115	£58,772	£705,259
WEST NORFOLK CCG	2,020	£30,260	£107,038	£71,859	£862,314
WEST SUFFOLK CCG	2,142	£68,016	£86,159	£59,252	£711,025
WIGAN BOROUGH CCG	3,922	£206,612	£70,350	£48,487	£581,841
WILTSHIRE CCG	2,996	£25,738	£177,665	£119,401	£1,432,816
WINDSOR, ASCOT AND MAIDENHEAD CCG	546	£4,395	£34,345	£23,709	£284,505
WIRRAL CCG	2,632	£39,558	£143,985	£99,139	£1,189,672
WOKINGHAM CCG	795	£9,531	£49,504	£34,168	£410,022
WOLVERHAMPTON CCG	2,465	£108,904	£72,268	£49,886	£598,629
WYRE FOREST CCG	483	£15,585	£20,019	£13,818	£165,815

CCGs in the bottom third for available savings

CCGs in the middle third for available savings

CCGs in the top third for available savings

## Sign Up Form

The impact500 Team would be delighted to speak with you on 01603 327 575  
Or fill in the application form...

Return completed forms via any of the options below -

Email: [enquiries@ccgprescriber.org](mailto:enquiries@ccgprescriber.org)

Fax: 08452 802301

Visit: [www.ccgprescriber.org](http://www.ccgprescriber.org)

Post: impact500 Team, Ecotec Business Park, 37A Turbine Way, Swaffham, PE37 7XD

**Name** .....

**CCG** .....

**Job Title** .....

**Telephone Number** .....

**Email Address** .....

☐

Sign Up for impact500

☐

I need more information please send to my contact details above

☐

Book a web demonstration for my team. Please send more information and date options.

**Preferred Method of Contact** .....

# impact500

**Dr. Julian Brown**  
Clinical Lead

**Julian Young**  
Publishing Editor

**Stephen Harrington**  
Data Editor

**Helpline:** 01603 327575  
[enquiries@ccgprescriber.org](mailto:enquiries@ccgprescriber.org)  
[www.ccgprescriber.org](http://www.ccgprescriber.org)

**Safe Dispenser Ltd**  
37a Turbine Way  
Swaffham  
Norfolk PE37 7XD

Company Number: 05404915

Data Protection Ref No: Z2536681

---

© 2017

Except as provided by the Copyright Designs and Patents Act 1988, no part of this publication may be reproduced, stored in a retrieval system or transmitted in any form or by any means without the prior written permission of the publisher.

The target product within this impact500 project has been identified by CCG Prescriber and represents optimum value for the NHS at the time of publication (February 2017). This optimisation project will be reviewed on a six monthly cycle. Safe Dispenser Ltd may benefit directly from utilisation of the product identified within the impact500 Projects.

