

# Phenindione

Deprescribing Project:  
Enabling a Reduction in  
Prescribing Cost of 99%

---

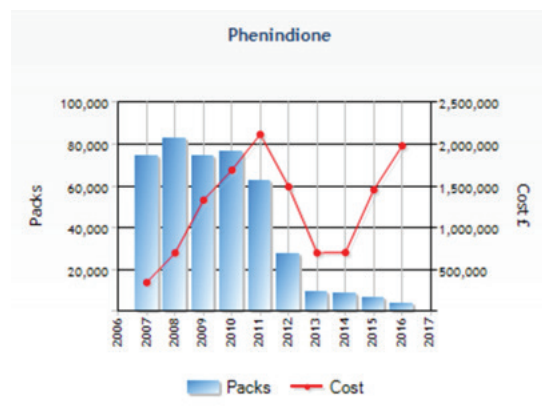
ENABLING ANNUAL SAVINGS FOR THE NHS OF

**£2 million**

---

# Class: Oral Anticoagulants: Acenocoumarol (Sinthrome) and Phenindione

## PHENINDIONE COST IMPACT



## BACKGROUND

The cost of Phenindione has risen dramatically in recent years. To the extent that in 2016 it cost the NHS £2 million for only 20,000 packs.

## GUIDANCE

impact500 can identify the small number of patients that are currently affected by this optimisation opportunity.

For patients who can not tolerate Warfarin they should be reviewed by a specialist to be optimised to an alternative vitamin K antagonist e.g. Sinthrome.

**OVER 40 CCGS USE NO PHENINDIONE AT ALL.**

## Phenindione – Deprescribing Optimisation Opportunity

### PRICE ALERT!

Phenindione 10mg tab Pack of 28	£519.98
Phenindione 25mg tab Pack of 28	£519.98
Sinthrome (Acenocoumarol) 1 mg tab Pack of 100	£4.62

Phenindione prescribing is costing the NHS £2 million per annum. This spend can be reduced by 99% by optimising patient across to Sinthrome.

The current spend on Phenindione accounts for 95% of the total spend on alternative, Vitamin K Antagonists to warfarin, whilst only representing 15% of the packs prescribed.

Phenindione 10mg and 25mg (two widely used doses) cost in excess of £500 per pack of 28 tablets. Sinthrome 1mg costs £4.62 per pack of 100 tablets.

Please identify those patients receiving Phenindione as a matter of priority and review them with a view to optimising to Sinthrome.

*Dose titration from one agent to another should be undertaken by a specialist.*

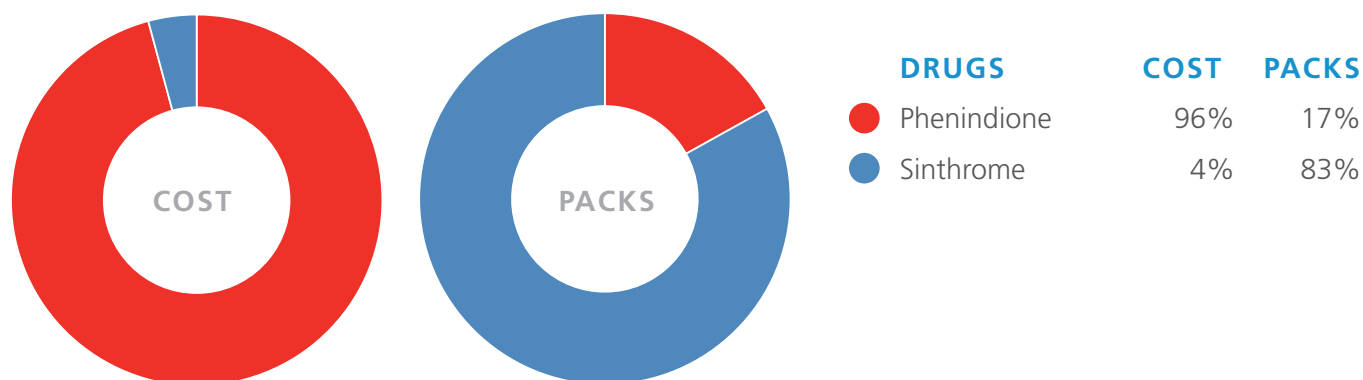
### COST-EFFECTIVE CHOICE

Sinthrome (Acenocoumarol) 1 mg tab Pack of 100	£4.62
--	-------

### DRUGS TO BE STOPPED

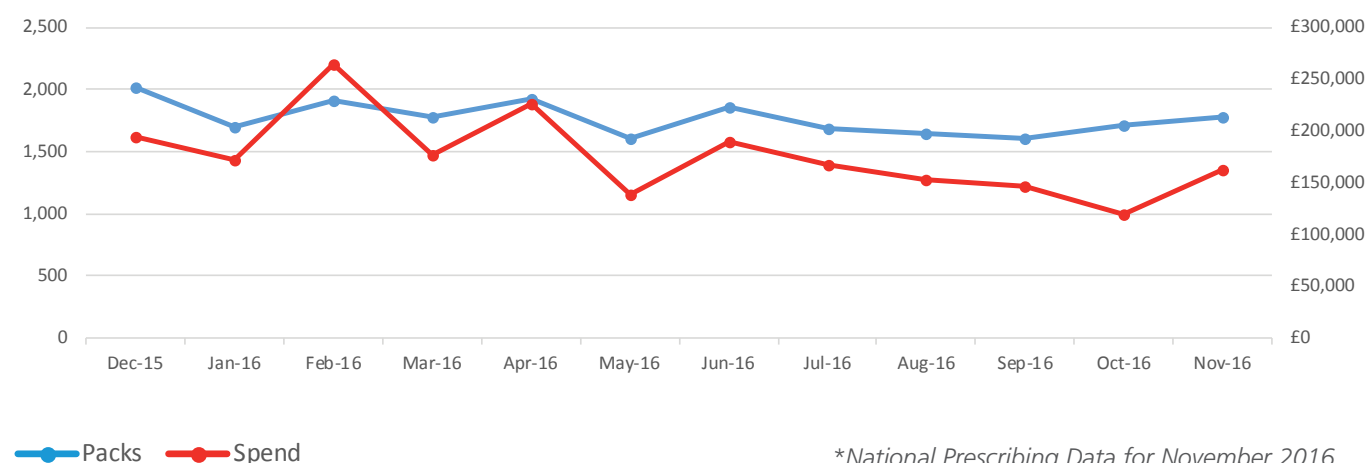
Phenindione 10mg tab Pack of 28	£519.98
Phenindione 25mg tab Pack of 28	£519.98

## Class: Oral Anticoagulants (Acenocoumarol and Phenindione)



## Usage Information

### ORAL ANTICOAGULANTS- NATIONAL SPEND / PACKS BY MONTH



\*National Prescribing Data for November 2016

### ORAL ANTICOAGULANTS TOP PRODUCTS BY EXPENDITURE

#### NATIONAL SPEND / PACKS NOVEMBER 2016

RANK	DRUG	TARIFF	COST / MONTH	PACKS / MONTH
	TOTAL		£162,442	1,778
1	Sinthrome	£4.62	£6,828	1,478
2	Phenindione 10	£519.98	£89,845	173
3	Phenindione 25	£519.98	£65,666	126
4	Phenindione 50	£51.84	£104	2

# Drug Tariff - February 2017

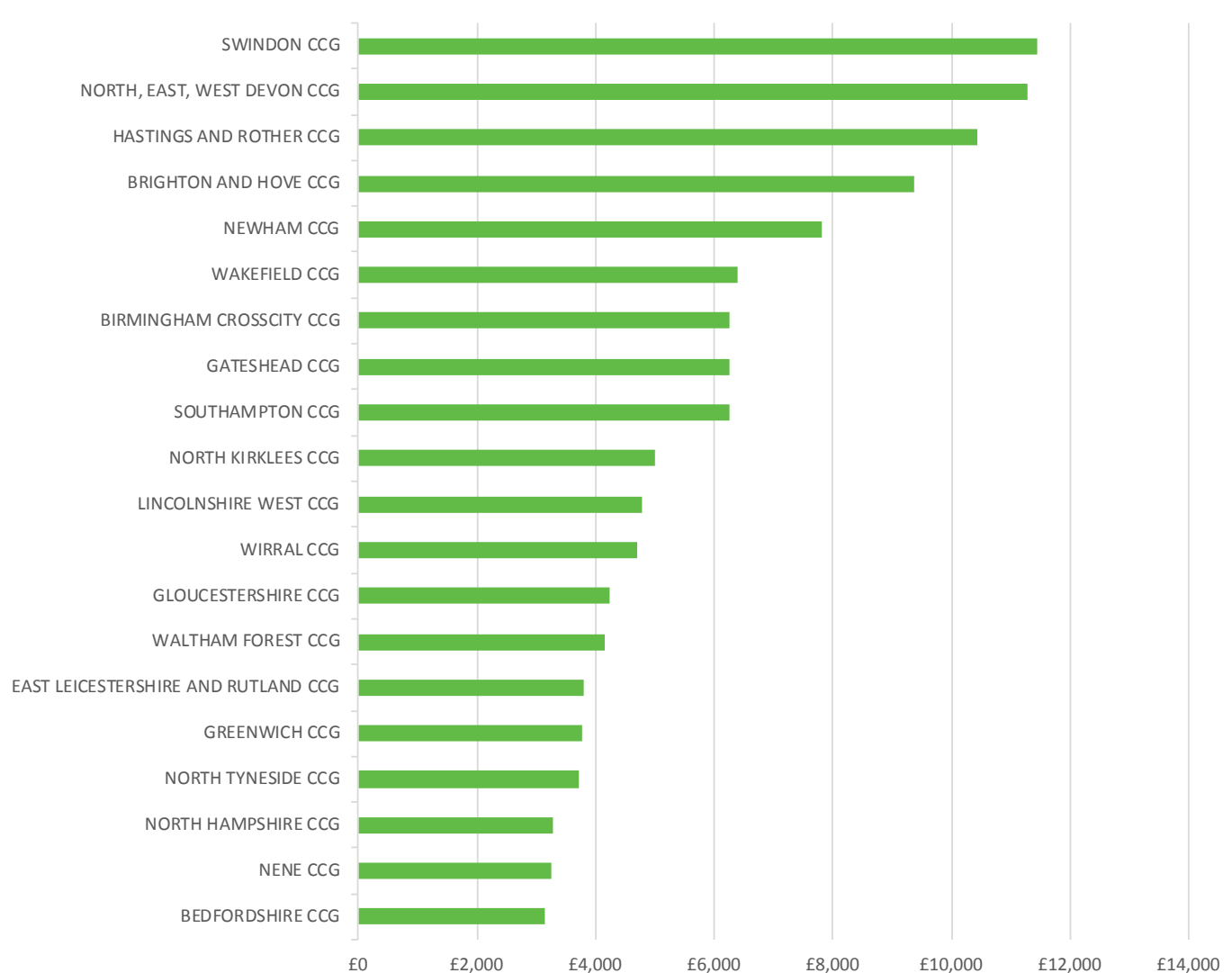
## PHENINDIONE & SINTHROME TARIFFS



## Top 20 CCGs

### PHENINDIONE SPEND NOV 2016 (EPACT)

CCGs with the greatest potential saving from this project.  
Realise the potential for your CCG by logging into your free CCG impact500 interface.  
Your access link is within your contact email.



# Current Phenindione Spend by CCG

# Current Phenindione Spend by CCG

NOVEMBER 2016 EPACT DATA

Rank	CCG Name	Packs	Spend Nov 16	Potential Annual Spend
	NATIONAL	1,719	£162,165	£1,945,981.92
162	ASHFORD CCG	1	£3	£31.08
143	BARKING AND DAGENHAM CCG	2	£9	£102.00
80	BARNSELEY CCG	9	£43	£515.52
147	BASILDON AND BRENTWOOD CCG	1	£5	£55.44
131	BASSETLAW CCG	2	£9	£110.88
20	BEDFORDSHIRE CCG	13	£3,152	£37,826.64
61	BEXLEY CCG	17	£79	£943.56
7	BIRMINGHAM CROSSCITY CCG	19	£6,272	£75,259.68
74	BLACKBURN WITH DARWEN CCG	12	£56	£671.04
78	BLACKPOOL CCG	11	£51	£615.36
55	BOLTON CCG	19	£88	£1,056.60
30	BRADFORD DISTRICTS CCG	4	£2,080	£24,959.04
161	BRENT CCG	1	£3	£33.24
4	BRIGHTON AND HOVE CCG	20	£9,367	£112,408.80
52	BROMLEY CCG	21	£98	£1,173.00
48	BURY CCG	32	£148	£1,777.92
148	CALDERDALE CCG	1	£5	£55.44
95	CAMBRIDGESHIRE AND PETERBOROUGH CCG	6	£28	£332.64
88	CAMDEN CCG	7	£32	£388.08
89	CANNOCK CHASE CCG	7	£32	£388.08
46	CANTERBURY AND COASTAL CCG	34	£157	£1,878.36
149	CASTLE POINT AND ROCHFORD CCG	1	£5	£55.44
130	CENTRAL LONDON (WESTMINSTER) CCG	2	£10	£124.08
70	CENTRAL MANCHESTER CCG	13	£60	£722.88
118	CHILTERN CCG	3	£14	£172.92
45	CHORLEY AND SOUTH RIBBLE CCG	34	£159	£1,903.80
121	CITY AND HACKNEY CCG	3	£14	£166.32
100	COASTAL WEST SUSSEX CCG	6	£25	£304.92
73	CORBY CCG	12	£56	£676.32
33	COVENTRY AND RUGBY CCG	44	£1,749	£20,991.00
31	CROYDON CCG	4	£2,080	£24,959.04
53	CUMBRIA CCG	21	£95	£1,143.24
150	DARLINGTON CCG	1	£5	£55.44
65	DARTFORD, GRAVESHAM AND SWANLEY CCG	16	£74	£883.68
132	DONCASTER CCG	2	£9	£110.88
36	DORSET CCG	13	£1,089	£13,066.08
81	DUDLEY CCG	9	£43	£510.00
144	DURHAM DALES, EASINGTON AND SEDGEFIELD CCG	2	£9	£102.00
122	EALING CCG	3	£14	£166.32
27	EAST AND NORTH HERTFORDSHIRE CCG	11	£2,110	£25,319.88

CCGs in the bottom third for available savings

CCGs in the middle third for available savings

CCGs in the top third for available savings

Rank	CCG Name	Packs	Spend Nov 16	Potential Annual Spend
	NATIONAL	1,719	£162,165	£1,945,981.92
51	EAST LANCASHIRE CCG	27	£125	£1,495.92
15	EAST LEICESTERSHIRE AND RUTLAND CCG	24	£3,792	£45,507.72
151	EAST RIDING OF YORKSHIRE CCG	1	£5	£55.44
21	EAST STAFFORDSHIRE CCG	9	£3,134	£37,604.88
63	EASTBOURNE, HAILSHAM AND SEAFORD CCG	16	£76	£909.24
68	EASTERN CHESHIRE CCG	14	£65	£776.28
133	ENFIELD CCG	2	£9	£110.88
93	FAREHAM AND GOSPORT CCG	7	£30	£360.24
60	FYLDE & WYRE CCG	17	£79	£953.64
8	GATESHEAD CCG	18	£6,265	£75,185.40
13	GLOUCESTERSHIRE CCG	8	£4,234	£50,809.44
152	GREAT YARMOUTH AND WAVENEY CCG	1	£5	£55.44
43	GREATER PRESTON CCG	43	£200	£2,397.24
16	GREENWICH CCG	20	£3,773	£45,272.28
105	GUILDFORD AND WAVERLEY CCG	5	£23	£277.20
120	HALTON CCG	3	£14	£170.76
127	HAMBLETON, RICHMONDSHIRE AND WHITBY CCG	3	£12	£148.56
153	HAMMERSMITH AND FULHAM CCG	1	£5	£55.44
108	HARINGEY CCG	5	£21	£255.00
40	HARTLEPOOL AND STOCKTON-ON-TEES CCG	1	£520	£6,239.76
3	HASTINGS AND ROTHER CCG	29	£10,440	£125,283.00
104	HAVERING CCG	5	£24	£286.08
96	HEREFORDSHIRE CCG	6	£28	£332.64
134	HERTS VALLEYS CCG	2	£9	£110.88
47	HEYWOOD, MIDDLETON AND ROCHDALE CCG	32	£149	£1,791.00
135	HOUNSLOW CCG	2	£9	£110.88
34	HULL CCG	4	£1,565	£18,774.72
107	IPSWICH AND EAST SUFFOLK CCG	5	£22	£262.80
62	KERNOW CCG	17	£79	£942.48
106	KINGSTON CCG	5	£23	£277.20
98	KNOWSLEY CCG	6	£28	£332.40
128	LAMBETH CCG	2	£11	£133.08
77	LANCASHIRE NORTH CCG	11	£52	£623.04
101	LEEDS SOUTH AND EAST CCG	6	£25	£304.92
142	LEEDS WEST CCG	2	£9	£108.72
110	LEICESTER CITY CCG	5	£21	£249.48
39	LINCOLNSHIRE EAST CCG	6	£543	£6,516.96
11	LINCOLNSHIRE WEST CCG	15	£4,779	£57,353.04
66	LIVERPOOL CCG	15	£71	£855.00
123	LUTON CCG	3	£14	£166.32
71	MEDWAY CCG	13	£60	£720.72
129	MERTON CCG	2	£11	£128.52
111	MID ESSEX CCG	4	£18	£221.76
19	NENE CCG	32	£3,242	£38,899.92

CCGs in the bottom third for available savings

CCGs in the middle third for available savings

CCGs in the top third for available savings

\*Analysis was undertaken using February 2017 tariff and November 2016 Epac Data

Rank	CCG Name	Packs	Spend Nov 16	Potential Annual Spend
	NATIONAL	1,719	£162,165	£1,945,981.92
5	NEWHAM CCG	17	£7,811	£93,727.32
76	NORTH DERBYSHIRE CCG	12	£54	£643.08
86	NORTH EAST ESSEX CCG	7	£33	£399.12
72	NORTH EAST HAMPSHIRE AND FARNHAM CCG	12	£57	£678.48
18	NORTH HAMPSHIRE CCG	8	£3,278	£39,332.28
10	NORTH KIRKLEES CCG	10	£5,014	£60,169.08
136	NORTH LINCOLNSHIRE CCG	2	£9	£110.88
57	NORTH MANCHESTER CCG	19	£86	£1,034.64
154	NORTH NORFOLK CCG	1	£5	£55.44
94	NORTH STAFFORDSHIRE CCG	6	£29	£343.68
17	NORTH TYNESIDE CCG	7	£3,714	£44,569.68
35	NORTH WEST SURREY CCG	16	£1,103	£13,237.92
2	NORTH, EAST, WEST DEVON CCG	33	£11,270	£135,241.44
22	NORTHUMBERLAND CCG	9	£3,134	£37,604.88
155	NOTTINGHAM NORTH AND EAST CCG	1	£5	£55.44
50	OLDHAM CCG	28	£132	£1,579.20
37	OXFORDSHIRE CCG	6	£1,058	£12,701.28
25	PORTSMOUTH CCG	5	£2,600	£31,198.80
97	REDBRIDGE CCG	6	£28	£332.64
29	REDDITCH AND BROMSGROVE CCG	5	£2,085	£25,014.48
156	RICHMOND CCG	1	£5	£55.44
92	ROTHERHAM CCG	7	£30	£364.92
41	SALFORD CCG	68	£316	£3,795.48
126	SANDWELL AND WEST BIRMINGHAM CCG	3	£14	£164.16
67	SHEFFIELD CCG	14	£66	£791.76
54	SHROPSHIRE CCG	20	£94	£1,133.16
137	SOLIHULL CCG	2	£9	£110.88
75	SOMERSET CCG	12	£55	£665.28
59	SOUTH CHESHIRE CCG	17	£79	£953.88
32	SOUTH EAST STAFFS AND SEISDON PENINSULAR CCG	13	£1,902	£22,821.48
82	SOUTH EASTERN HAMPSHIRE CCG	8	£37	£443.52
157	SOUTH KENT COAST CCG	1	£5	£55.44
146	SOUTH LINCOLNSHIRE CCG	1	£6	£69.36
58	SOUTH MANCHESTER CCG	19	£86	£1,031.16
124	SOUTH NORFOLK CCG	3	£14	£166.32
99	SOUTH SEFTON CCG	6	£26	£310.32
112	SOUTH TEES CCG	4	£18	£221.76
56	SOUTH WARWICKSHIRE CCG	19	£86	£1,037.76
28	SOUTH WORCESTERSHIRE CCG	6	£2,089	£25,069.92
9	SOUTHAMPTON CCG	14	£6,250	£75,001.20
158	SOUTHERN DERBYSHIRE CCG	1	£5	£55.44
115	SOUTHPORT AND FORMBY CCG	3	£15	£179.64
159	SOUTHWARK CCG	1	£5	£55.44
109	ST HELENS CCG	5	£21	£252.84

CCGs in the bottom third for available savings

CCGs in the middle third for available savings

CCGs in the top third for available savings

Rank	CCG Name	Packs	Spend Nov 16	Potential Annual Spend
	NATIONAL	1,719	£162,165	£1,945,981.92
42	STOCKPORT CCG	67	£310	£3,718.20
119	STOKE ON TRENT CCG	3	£14	£172.92
23	SUNDERLAND CCG	8	£3,129	£37,549.44
85	SURREY DOWNS CCG	8	£35	£416.88
26	SURREY HEATH CCG	11	£2,205	£26,456.04
64	SUTTON CCG	16	£75	£895.56
163	SWALE CCG	0	£1	£11.64
1	SWINDON CCG	23	£11,442	£137,302.44
84	TAMESIDE AND GLOSSOP CCG	8	£35	£419.16
90	TELFORD AND WREKIN CCG	7	£32	£388.08
69	THANET CCG	14	£63	£756.24
138	THURROCK CCG	2	£9	£110.88
139	TOWER HAMLETS CCG	2	£9	£110.88
44	TRAFFORD CCG	37	£169	£2,030.04
113	VALE ROYAL CCG	4	£18	£221.76
6	WAKEFIELD CCG	12	£6,388	£76,659.96
49	WALSALL CCG	29	£133	£1,598.76
14	WALTHAM FOREST CCG	9	£4,164	£49,973.52
87	WARRINGTON CCG	7	£32	£389.28
83	WARWICKSHIRE NORTH CCG	8	£36	£428.04
114	WEST CHESHIRE CCG	3	£15	£181.80
91	WEST ESSEX CCG	7	£31	£372.60
116	WEST HAMPSHIRE CCG	3	£15	£177.36
24	WEST KENT CCG	17	£2,653	£31,839.60
103	WEST LANCASHIRE CCG	5	£24	£287.28
117	WEST LEICESTERSHIRE CCG	3	£15	£177.36
102	WEST LONDON (K&C & QPP) CCG	5	£25	£299.40
145	WEST NORFOLK CCG	2	£9	£102.00
125	WEST SUFFOLK CCG	3	£14	£166.32
38	WIGAN BOROUGH CCG	18	£599	£7,185.48
140	WILTSHIRE CCG	2	£9	£110.88
12	WIRRAL CCG	15	£4,708	£56,490.48
160	WOKINGHAM CCG	1	£5	£55.44
79	WOLVERHAMPTON CCG	10	£45	£536.04
141	WYRE FOREST CCG	2	£9	£110.88

CCGs in the bottom third for available savings

CCGs in the middle third for available savings

CCGs in the top third for available savings



## Zero Spend Phenindione CCGs

**NOVEMBER 2016**

AIREDALE, WHARFDALE AND CRAVEN CCG  
AYLESBURY VALE CCG  
BARNET CCG  
BATH AND NORTH EAST SOMERSET CCG  
BIRMINGHAM SOUTH AND CENTRAL CCG  
BRACKNELL AND ASCOT CCG  
BRADFORD CITY CCG  
BRISTOL CCG  
CRAWLEY CCG  
EAST SURREY CCG  
EREWASH CCG  
GREATER HUDDERSFIELD CCG  
HARDWICK CCG  
HARROGATE AND RURAL DISTRICT CCG  
HARROW CCG  
HIGH WEALD LEWES HAVENS CCG  
HILLINGDON CCG  
HORSHAM AND MID SUSSEX CCG  
ISLE OF WIGHT CCG  
ISLINGTON CCG  
LEEDS NORTH CCG  
LEWISHAM CCG  
MANSFIELD AND ASHFIELD CCG  
MILTON KEYNES CCG

NEWARK & SHERWOOD CCG  
NEWBURY AND DISTRICT CCG  
NEWCASTLE NORTH AND EAST CCG  
NEWCASTLE WEST CCG  
NORTH & WEST READING CCG  
NORTH DURHAM CCG  
NORTH EAST LINCOLNSHIRE CCG  
NORTH SOMERSET CCG  
NORWICH CCG  
NOTTINGHAM CITY CCG  
NOTTINGHAM WEST CCG  
RUSHCLIFFE CCG  
SCARBOROUGH AND RYEDALE CCG  
SLOUGH CCG  
SOUTH DEVON AND TORBAY CCG  
SOUTH GLOUCESTERSHIRE CCG  
SOUTH READING CCG  
SOUTH TYNESIDE CCG  
SOUTH WEST LINCOLNSHIRE CCG  
SOUTHEND CCG  
STAFFORD AND SURROUNDS CCG  
VALE OF YORK CCG  
WANDSWORTH CCG  
VALE OF YORK CCG

## Sign Up Form

The impact500 Team would be delighted to speak with you on 01603 327 575  
Or fill in the application form...

Return completed forms via any of the options below -

Email: [enquiries@ccgprescriber.org](mailto:enquiries@ccgprescriber.org)

Fax: 08452 802301

Visit: [www.ccgprescriber.org](http://www.ccgprescriber.org)

Post: impact500 Team, Ecotec Business Park, 37A Turbine Way, Swaffham, PE37 7XD

**Name** .....

**CCG** .....

**Job Title** .....

**Telephone Number** .....

**Email Address** .....

☐

Sign Up for impact500

☐

I need more information please send to my contact details above

☐

Book a web demonstration for my team. Please send more information and date options.

**Preferred Method of Contact** .....

# impact500

**Dr. Julian Brown**  
Clinical Lead

**Julian Young**  
Publishing Editor

**Stephen Harrington**  
Data Editor

**Helpline:** 01603 327575  
[enquiries@ccgprescriber.org](mailto:enquiries@ccgprescriber.org)  
[www.ccgprescriber.org](http://www.ccgprescriber.org)

**Safe Dispenser Ltd**  
37a Turbine Way  
Swaffham  
Norfolk PE37 7XD

Company Number: 05404915

Data Protection Ref No: Z2536681

---

© 2017

Except as provided by the Copyright Designs and Patents Act 1988, no part of this publication may be reproduced, stored in a retrieval system or transmitted in any form or by any means without the prior written permission of the publisher.

The target product within this impact500 project has been identified by CCG Prescriber and represents optimum value for the NHS at the time of publication (February 2017). This optimisation project will be reviewed on a six monthly cycle. Safe Dispenser Ltd may benefit directly from utilisation of the product identified within the impact500 Projects.

