

Matrifen

Optimisation Project:
Reduce Prescribing
Costs by 60% optimising
Fentanyl Patch utilisation

ENABLING ANNUAL SAVINGS FOR THE NHS OF

£10 million

UNIQUE OPPORTUNITY

This impact500 Fentanyl Patch Optimisation provides CCGs with an early opportunity in 2017 to realise prescribing savings, review prescribing quality and sample the unique implementation capabilities of the impact500 system enabling savings of £500 million for the NHS.

Overview

OBJECTIVE

Fentanyl Patches currently cost the NHS more than £40 million per annum. There are cost-effective brands available to prescribers. Matrifen is the most cost effective option offering savings of 59% compared to Durogesic Dtrans or generically prescribed Fentanyl Patches. This optimisation project allows your CCG to immediately realise these savings. impact500 allows safe and effective implementation based on genuine patient needs and insight.

BACKGROUND OF USE

There are currently more than 170,000 packs per month prescribed in Primary Care across England costing £3.5million each month. 12% of this utilisation is still by original brand whilst 25% is generically prescribed. As a result, in excess of 64,000 packs per month could be optimised to a cost effective brand such as Matrifen.

COST-EFFECTIVENESS OPPORTUNITY

Within England alone CCGs can save more than £10million from their prescribing costs per annum by using this model (please see page 8 for full list of CCG savings). When combined with our other impact500 Pain Projects CCGs will be able to deliver very significant optimisation savings in 2017/18.

PRESCRIBING OPTIMISATION

This impact500 medicine optimisation offers all CCGs the opportunity to review and analyse their Fentanyl Patch prescribing to ensure any best practice optimisations are identified.

SAFE AND EFFECTIVE OPTIMISATIONS

Your impact500 implementation interface will identify suitable patients and ensure that they are appropriate for optimisation. The system will also identify patients on multiple opiates, ensuring your CCG can implement this beneficial medicine optimisation with inbuilt validation.

Stock availability of these products is an essential part of a quality optimisation. Recently there have been issues within the Fentanyl Patch market related to availability. impact500 recommended products all have excellent stock availability which is tracked centrally to ensure effective optimisation.

RAPID IMPLEMENTATION

To realise these astonishing savings there needs to be an effortless and effective implementation strategy. All the essential requirements to achieve this are captured within the impact500 program.

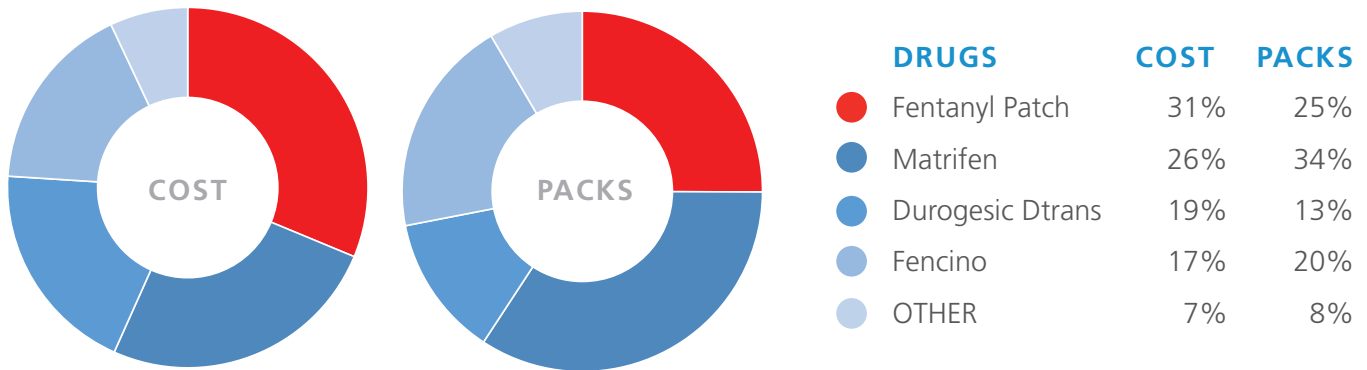
CONCLUSION

This project allows CCGs to individually save up to £300,000 from their prescribing budget per annum. impact500 is available now and will provide all the tools necessary for rapid implementation to ensure the delivery of this optimisation without an increase in workload or cost and without any compromise to patient safety.



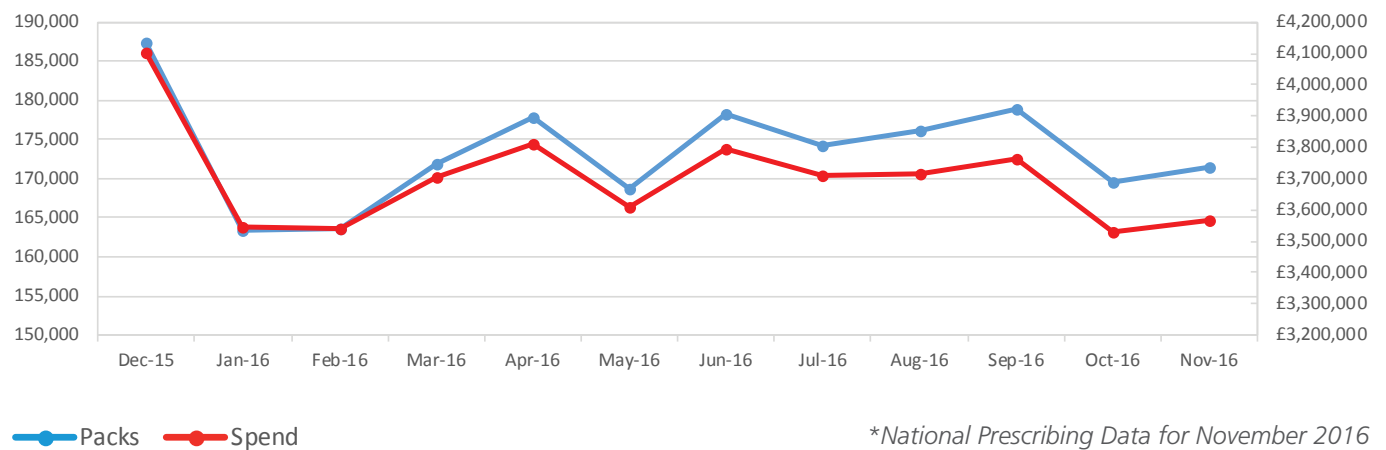
Fentanyl Patch Market Analysis

Class: Fentanyl



Usage Information

FENTANYL - NATIONAL SPEND / PACKS BY MONTH




FENTANYL TOP PRODUCTS BY EXPENDITURE - NATIONAL SPEND / PACKS NOVEMBER 2016

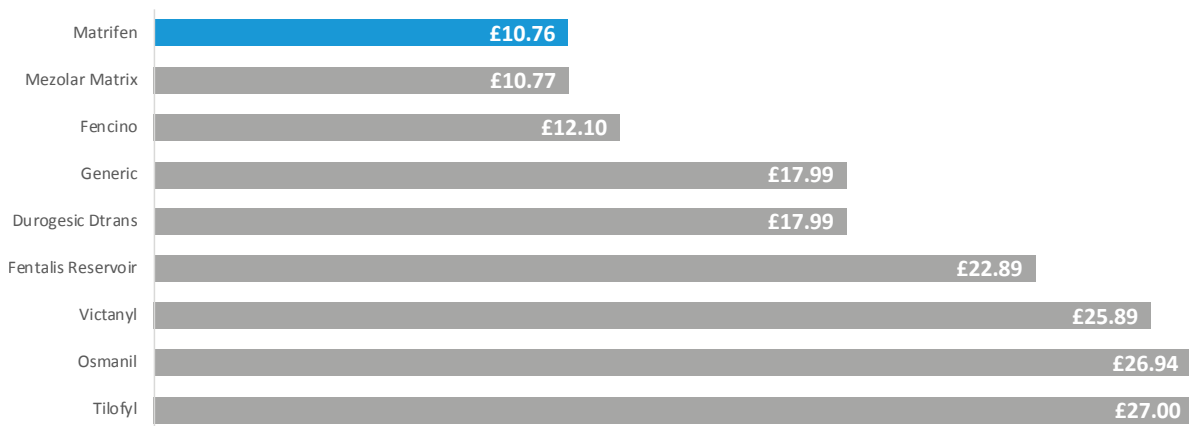
RANK	DRUG	COST / MONTH	PACKS / MONTH
	TOTAL	£3,564,744	171,501
1	Fentanyl Patch	£1,114,295	42,970
2	Matrifen	£906,518	58,612
3	Durogesic Dtrans	£688,815	21,802
4	Fencino	£605,433	33,637
5	Mezolar Matrix	£223,201	13,939
6	Fentalis Reservoir	£13,114	271
7	Victanyl	£9,790	183
8	Osmanil	£2,764	62
9	Yemex	£815	24

Drug Tariff - February 2017


FENTANYL 12MCG PATCHES TARIFFS




FENTANYL 25MCG PATCHES TARIFFS



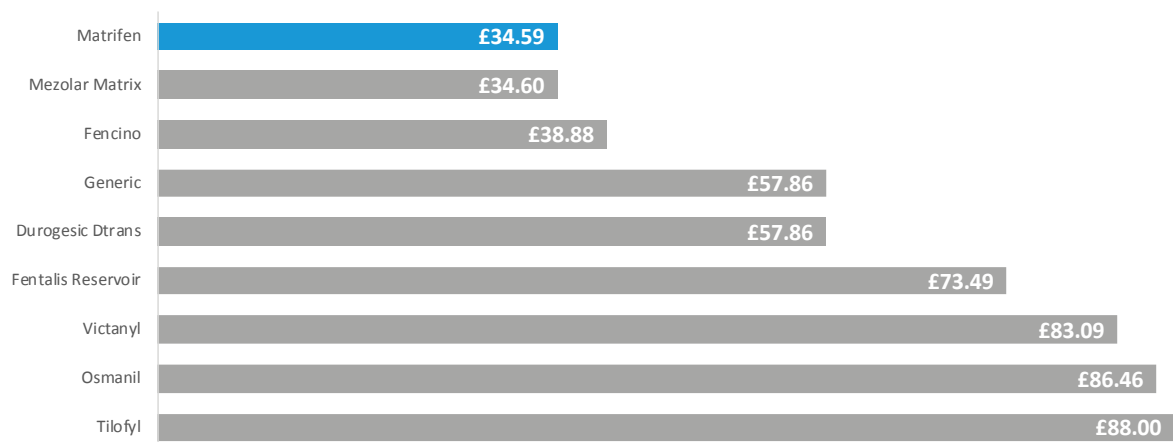
FENTANYL 50MCG PATCHES TARIFFS



FENTANYL 75MCG PATCHES TARIFFS



FENTANYL 100MCG PATCHES TARIFFS



DRUG	PACKS NOV 2016	COST NOV 2016	POTENTIAL MONTHLY SAVINGS
TOTAL	171,507	£3,565,043	£807,059
Matrifen	58,612	£906,518	
Generic	42,970	£1,114,295	£448,075
Durogesic Dtrans	21,802	£688,815	£277,118
Fencino	33,637	£605,433	£66,944
Fentalis Reservoir	271	£13,114	£6,944
Victanyl	183	£9,790	£5,716
Osmanil	62	£2,764	£1,655
Yemex	24	£815	£328
Tilofyl	4	£284	£172
Mezolar Matrix	13,939	£223,201	£108
Mylafent	2	£15	£0

Prescribing all Fentanyl as Matrifen would save the NHS
£10million per annum

Fentanyl CCG Savings Potential

Fentanyl Savings Potential

NOVEMBER 2016 EPACT DATA

Rank	CCG Name	Packs	Spend Nov 16	Potential Monthly Savings	Potential 2017 Savings
	NATIONAL	170,043	£3,533,683	£798,775	£9,585,299
146	AIREDALE, WHARFDALE AND CRAVEN CCG	644	£13,017	£2,163	£25,958
200	ASHFORD CCG	318	£5,626	£979	£11,752
195	AYLESBURY VALE CCG	713	£11,174	£1,127	£13,526
77	BARKING AND DAGENHAM CCG	358	£9,894	£3,821	£45,852
182	BARNET CCG	518	£9,314	£1,421	£17,057
58	BARNLEY CCG	1,302	£25,822	£4,431	£53,172
135	BASILDON AND BRENTWOOD CCG	643	£12,831	£2,342	£28,102
81	BASSETLAW CCG	811	£15,518	£3,718	£44,612
136	BATH AND NORTH EAST SOMERSET CCG	379	£8,575	£2,341	£28,095
91	BEDFORDSHIRE CCG	980	£20,586	£3,408	£40,899
142	BEXLEY CCG	307	£7,705	£2,258	£27,093
7	BIRMINGHAM CROSSCITY CCG	2,530	£53,290	£11,873	£142,474
173	BIRMINGHAM SOUTH AND CENTRAL CCG	487	£8,790	£1,618	£19,414
63	BLACKBURN WITH DARWEN CCG	647	£14,948	£4,263	£51,152
76	BLACKPOOL CCG	842	£17,767	£3,929	£47,143
18	BOLTON CCG	1,910	£41,049	£7,969	£95,630
205	BRACKNELL AND ASCOT CCG	190	£3,846	£741	£8,894
149	BRADFORD CITY CCG	192	£5,764	£2,050	£24,601
10	BRADFORD DISTRICTS CCG	1,212	£31,863	£10,536	£126,435
166	BRENT CCG	327	£7,486	£1,777	£21,322
164	BRIGHTON AND HOVE CCG	824	£16,009	£1,803	£21,636
134	BRISTOL CCG	762	£15,416	£2,372	£28,468
103	BROMLEY CCG	344	£8,099	£3,075	£36,897
163	BURY CCG	857	£15,421	£1,806	£21,668
90	CALDERDALE CCG	679	£15,734	£3,453	£41,437
14	CAMBRIDGESHIRE AND PETERBOROUGH CCG	2,207	£45,106	£8,762	£105,143
124	CAMDEN CCG	237	£6,783	£2,612	£31,339
160	CANNOCK CHASE CCG	558	£10,849	£1,855	£22,256
101	CANTERBURY AND COASTAL CCG	591	£14,166	£3,108	£37,298
123	CASTLE POINT AND ROCHFORD CCG	674	£13,772	£2,629	£31,552
208	CENTRAL LONDON (WESTMINSTER) CCG	203	£4,017	£624	£7,483
125	CENTRAL MANCHESTER CCG	729	£14,156	£2,606	£31,276
154	CHILTERN CCG	1,043	£17,852	£1,959	£23,503
107	CHORLEY AND SOUTH RIBBLE CCG	494	£10,516	£2,971	£35,650
156	CITY AND HACKNEY CCG	282	£6,487	£1,932	£23,187
4	COASTAL WEST SUSSEX CCG	1,841	£39,555	£12,881	£154,569
211	CORBY CCG	147	£2,618	£167	£2,010
36	COVENTRY AND RUGBY CCG	1,325	£27,309	£5,511	£66,128

CCGs in the bottom third for available savings

CCGs in the middle third for available savings

CCGs in the top third for available savings

Rank	CCG Name	Packs	Spend Nov 16	Potential Monthly Savings	Potential 2017 Savings	
	NATIONAL	170,043	£3,533,683	£798,775	£9,585,299	
115	CRAWLEY CCG	308	£7,770	£2,828	£33,942	
177	CROYDON CCG	388	£8,208	£1,503	£18,039	
13	CUMBRIA CCG	2,544	£46,303	£9,193	£110,315	
43	DARLINGTON CCG	439	£12,828	£4,908	£58,897	
105	DARTFORD, GRAVESHAM AND SWANLEY CCG	736	£15,006	£3,022	£36,265	
5	DONCASTER CCG	2,132	£45,143	£12,254	£147,044	
1	DORSET CCG	2,909	£68,399	£25,415	£304,976	
23	DUDLEY CCG	1,261	£27,494	£6,892	£82,706	
9	DURHAM DALES, EASINGTON AND SEDGEFIELD CCG	1,300	£31,287	£10,582	£126,979	
159	EALING CCG	406	£8,222	£1,862	£22,343	
12	EAST AND NORTH HERTFORDSHIRE CCG	1,734	£37,616	£9,481	£113,771	
65	EAST LANCASHIRE CCG	1,247	£23,775	£4,238	£50,855	
96	EAST LEICESTERSHIRE AND RUTLAND CCG	707	£14,728	£3,247	£38,961	
27	EAST RIDING OF YORKSHIRE CCG	2,209	£40,637	£6,168	£74,016	
102	EAST STAFFORDSHIRE CCG	560	£11,778	£3,096	£37,147	
145	EAST SURREY CCG	624	£12,265	£2,165	£25,975	
110	EASTBOURNE, HAILSHAM AND SEAFORD CCG	614	£13,624	£2,941	£35,296	
148	EASTERN CHESHIRE CCG	899	£16,006	£2,053	£24,640	
167	ENFIELD CCG	725	£12,297	£1,759	£21,105	
202	EREWASH CCG	217	£4,668	£909	£10,912	
165	FAREHAM AND GOSPORT CCG	751	£12,816	£1,782	£21,387	
93	FYLDE & WYRE CCG	1,033	£20,604	£3,309	£39,708	
131	GATESHEAD CCG	237	£6,220	£2,461	£29,535	
15	GLOUCESTERSHIRE CCG	1,753	£35,456	£8,394	£100,730	
30	GREAT YARMOUTH AND WAVENEY CCG	1,868	£35,163	£5,744	£68,927	
97	GREATER HUDDERSFIELD CCG	770	£16,322	£3,242	£38,907	
75	GREATER PRESTON CCG	592	£13,320	£3,962	£47,548	
71	GREENWICH CCG	358	£10,449	£4,039	£48,469	
127	GUILDFORD AND WAVERLEY CCG	612	£12,373	£2,539	£30,471	
186	HALTON CCG	239	£5,666	£1,298	£15,571	
176	HAMBLETON, RICHMONDSHIRE AND WHITBY CCG	683	£13,587	£1,536	£18,429	
206	HAMMERSMITH AND FULHAM CCG	319	£5,904	£674	£8,091	
192	HARDWICK CCG	495	£8,487	£1,174	£14,090	
72	HARINGEY CCG	377	£10,340	£4,007	£48,080	
132	HARROGATE AND RURAL DISTRICT CCG	776	£14,960	£2,442	£29,304	
172	HARROW CCG	310	£6,840	£1,626	£19,512	
3	HARTLEPOOL AND STOCKTON-ON-TEES CCG	1,409	£36,291	£13,103	£157,233	
54	HASTINGS AND ROTHER CCG	902	£19,399	£4,517	£54,204	
42	HAVERING CCG	537	£13,045	£4,925	£59,102	
180	HEREFORDSHIRE CCG	525	£10,311	£1,458	£17,497	
82	HERTS VALLEYS CCG	1,210	£24,000	£3,712	£44,549	
25	HEYWOOD, MIDDLETON AND ROCHDALE CCG	1,250	£30,044	£6,423	£77,073	
196	HIGH WEALD LEWES HAVENS CCG	398	£7,643	£1,116	£13,396	

CCGs in the bottom third for available savings

CCGs in the middle third for available savings

CCGs in the top third for available savings

Rank	CCG Name	Packs	Spend Nov 16	Potential Monthly Savings	Potential 2017 Savings	
	NATIONAL	170,043	£3,533,683	£798,775	£9,585,299	
69	HILLINGDON CCG	480	£11,896	£4,142	£49,709	CCGs in the bottom third for available savings
56	HORSHAM AND MID SUSSEX CCG	520	£12,620	£4,454	£53,453	
194	HOUNSLOW CCG	351	£6,708	£1,152	£13,822	
47	HULL CCG	1,322	£25,150	£4,622	£55,466	
120	IPSWICH AND EAST SUFFOLK CCG	971	£16,892	£2,722	£32,664	CCGs in the middle third for available savings
57	ISLE OF WIGHT CCG	929	£19,317	£4,440	£53,277	
74	ISLINGTON CCG	370	£10,071	£3,967	£47,600	
8	KERNOW CCG	2,653	£52,195	£11,580	£138,961	
183	KINGSTON CCG	226	£5,154	£1,360	£16,324	CCGs in the top third for available savings
171	KNOWSLEY CCG	386	£7,336	£1,647	£19,762	
187	LAMBETH CCG	245	£5,428	£1,270	£15,235	
92	LANCASHIRE NORTH CCG	733	£14,558	£3,386	£40,630	
113	LEEDS NORTH CCG	484	£11,759	£2,875	£34,504	CCGs in the bottom third for available savings
38	LEEDS SOUTH AND EAST CCG	974	£21,914	£5,148	£61,770	
34	LEEDS WEST CCG	1,025	£23,689	£5,624	£67,490	
121	LEICESTER CITY CCG	602	£12,719	£2,687	£32,246	
109	LEWISHAM CCG	284	£7,423	£2,949	£35,386	CCGs in the middle third for available savings
20	LINCOLNSHIRE EAST CCG	2,424	£47,393	£7,803	£93,634	
70	LINCOLNSHIRE WEST CCG	1,241	£24,276	£4,098	£49,178	
144	LIVERPOOL CCG	1,002	£20,394	£2,190	£26,280	
114	LUTON CCG	755	£15,000	£2,853	£34,239	CCGs in the top third for available savings
137	MANSFIELD AND ASHFIELD CCG	720	£14,355	£2,333	£27,996	
79	MEDWAY CCG	946	£18,270	£3,738	£44,858	
170	MERTON CCG	176	£4,321	£1,694	£20,333	
41	MID ESSEX CCG	1,111	£22,604	£4,988	£59,857	CCGs in the bottom third for available savings
49	MILTON KEYNES CCG	879	£18,853	£4,561	£54,729	
122	NENE CCG	1,376	£26,185	£2,630	£31,555	
189	NEWARK & SHERWOOD CCG	474	£8,751	£1,255	£15,064	
203	NEWBURY AND DISTRICT CCG	194	£3,545	£834	£10,007	CCGs in the middle third for available savings
151	NEWCASTLE NORTH AND EAST CCG	229	£5,898	£2,022	£24,264	
117	NEWCASTLE WEST CCG	299	£7,689	£2,806	£33,672	
133	NEWHAM CCG	288	£6,976	£2,437	£29,250	
207	NORTH & WEST READING CCG	239	£4,178	£625	£7,498	CCGs in the top third for available savings
86	NORTH DERBYSHIRE CCG	1,013	£19,048	£3,521	£42,253	
33	NORTH DURHAM CCG	585	£15,205	£5,641	£67,692	
21	NORTH EAST ESSEX CCG	1,407	£31,041	£7,672	£92,059	
40	NORTH EAST HAMPSHIRE AND FARNHAM CCG	905	£21,243	£5,104	£61,243	CCGs in the bottom third for available savings
150	NORTH EAST LINCOLNSHIRE CCG	663	£12,876	£2,028	£24,339	
87	NORTH HAMPSHIRE CCG	781	£15,852	£3,514	£42,163	
78	NORTH KIRKLEES CCG	797	£18,023	£3,807	£45,680	
16	NORTH LINCOLNSHIRE CCG	1,366	£30,599	£8,223	£98,676	CCGs in the middle third for available savings
37	NORTH MANCHESTER CCG	1,023	£22,740	£5,285	£63,418	
60	NORTH NORFOLK CCG	1,020	£18,883	£4,401	£52,812	
158	NORTH SOMERSET CCG	509	£8,603	£1,879	£22,551	

Rank	CCG Name	Packs	Spend Nov 16	Potential Monthly Savings	Potential 2017 Savings	
	NATIONAL	170,043	£3,533,683	£798,775	£9,585,299	
118	NORTH STAFFORDSHIRE CCG	710	£13,858	£2,798	£33,573	CCGs in the bottom third for available savings
28	NORTH TYNESIDE CCG	594	£16,391	£6,134	£73,614	
169	NORTH WEST SURREY CCG	554	£9,752	£1,702	£20,419	
26	NORTH, EAST, WEST DEVON CCG	2,831	£48,142	£6,408	£76,893	
35	NORTHUMBERLAND CCG	696	£16,628	£5,618	£67,421	
162	NORWICH CCG	632	£11,001	£1,812	£21,745	CCGs in the middle third for available savings
29	NOTTINGHAM CITY CCG	901	£21,221	£5,828	£69,935	
126	NOTTINGHAM NORTH AND EAST CCG	533	£11,344	£2,584	£31,010	
201	NOTTINGHAM WEST CCG	219	£4,190	£957	£11,480	
51	OLDHAM CCG	901	£20,473	£4,539	£54,473	
39	OXFORDSHIRE CCG	1,184	£21,992	£5,145	£61,744	CCGs in the top third for available savings
147	PORTSMOUTH CCG	504	£9,850	£2,075	£24,903	
106	REDBRIDGE CCG	312	£7,898	£3,001	£36,017	
181	REDDITCH AND BROMSGROVE CCG	713	£11,686	£1,443	£17,318	
152	RICHMOND CCG	222	£5,324	£2,013	£24,150	
67	ROTHERHAM CCG	1,214	£22,956	£4,163	£49,953	CCGs in the bottom third for available savings
204	RUSHCLIFFE CCG	220	£4,186	£800	£9,600	
155	SALFORD CCG	1,039	£18,888	£1,953	£23,431	
32	SANDWELL AND WEST BIRMINGHAM CCG	1,217	£26,076	£5,643	£67,721	
185	SCARBOROUGH AND RYEDALE CCG	567	£10,301	£1,302	£15,620	
11	SHEFFIELD CCG	2,020	£38,837	£9,913	£118,956	CCGs in the middle third for available savings
24	SHROPSHIRE CCG	1,639	£31,800	£6,856	£82,269	
174	SLOUGH CCG	260	£6,286	£1,617	£19,407	
99	SOLIHULL CCG	670	£14,337	£3,187	£38,248	
68	SOMERSET CCG	1,830	£30,312	£4,154	£49,853	
112	SOUTH CHESHIRE CCG	1,326	£25,482	£2,912	£34,946	CCGs in the top third for available savings
44	SOUTH DEVON AND TORBAY CCG	860	£17,199	£4,887	£58,646	
83	SOUTH EAST STAFFS AND SEISDON PENINSULAR CCG	856	£17,075	£3,564	£42,767	
128	SOUTH EASTERN HAMPSHIRE CCG	756	£14,991	£2,526	£30,310	
108	SOUTH GLOUCESTERSHIRE CCG	559	£12,339	£2,969	£35,624	
184	SOUTH KENT COAST CCG	473	£8,587	£1,314	£15,774	CCGs in the bottom third for available savings
17	SOUTH LINCOLNSHIRE CCG	1,090	£25,558	£8,098	£97,178	
95	SOUTH MANCHESTER CCG	941	£18,721	£3,290	£39,479	
59	SOUTH NORFOLK CCG	903	£16,881	£4,419	£53,027	
209	SOUTH READING CCG	163	£3,044	£438	£5,261	
139	SOUTH SEFTON CCG	378	£8,454	£2,297	£27,562	CCGs in the middle third for available savings
6	SOUTH TEES CCG	1,125	£31,221	£11,945	£143,346	
46	SOUTH TYNESIDE CCG	394	£11,924	£4,732	£56,786	
98	SOUTH WARWICKSHIRE CCG	756	£14,939	£3,228	£38,737	
62	SOUTH WEST LINCOLNSHIRE CCG	875	£18,491	£4,350	£52,203	
61	SOUTH WORCESTERSHIRE CCG	1,443	£28,542	£4,362	£52,345	CCGs in the top third for available savings
80	SOUTHAMPTON CCG	575	£12,991	£3,734	£44,804	
119	SOUTHEND CCG	826	£15,868	£2,775	£33,299	

Rank	CCG Name	Packs	Spend Nov 16	Potential Monthly Savings	Potential 2017 Savings	
	NATIONAL	170,043	£3,533,683	£798,775	£9,585,299	
52	SOUTHERN DERBYSHIRE CCG	867	£18,843	£4,531	£54,378	CCGs in the bottom third for available savings
94	SOUTHPORT AND FORMBY CCG	449	£11,543	£3,296	£39,551	
161	SOUTHWARK CCG	196	£4,734	£1,847	£22,166	
116	ST HELENS CCG	660	£13,820	£2,827	£33,918	
138	STAFFORD AND SURROUNDS CCG	523	£10,544	£2,312	£27,740	
50	STOCKPORT CCG	979	£20,829	£4,543	£54,510	CCGs in the middle third for available savings
143	STOKE ON TRENT CCG	630	£11,583	£2,248	£26,972	
45	SUNDERLAND CCG	577	£14,806	£4,808	£57,691	
140	SURREY DOWNS CCG	728	£13,411	£2,280	£27,361	
199	SURREY HEATH CCG	271	£5,978	£1,043	£12,521	
104	SUTTON CCG	318	£8,101	£3,025	£36,298	CCGs in the top third for available savings
210	SWALE CCG	222	£3,717	£358	£4,295	
153	SWINDON CCG	519	£10,996	£2,004	£24,046	
88	TAMESIDE AND GLOSSOP CCG	1,162	£22,472	£3,490	£41,881	
48	TELFORD AND WREKIN CCG	813	£18,426	£4,595	£55,142	
157	THANET CCG	522	£11,003	£1,914	£22,967	CCGs in the bottom third for available savings
191	THURROCK CCG	295	£6,617	£1,242	£14,904	
168	TOWER HAMLETS CCG	374	£8,345	£1,748	£20,976	
31	TRAFFORD CCG	930	£20,948	£5,728	£68,730	
66	VALE OF YORK CCG	1,276	£23,627	£4,206	£50,477	
197	VALE ROYAL CCG	590	£10,245	£1,088	£13,054	CCGs in the middle third for available savings
53	WAKEFIELD CCG	1,700	£32,474	£4,526	£54,312	
73	WALSALL CCG	1,189	£23,122	£3,978	£47,730	
190	WALTHAM FOREST CCG	183	£4,416	£1,252	£15,026	
84	WANDSWORTH CCG	380	£9,218	£3,530	£42,365	
198	WARRINGTON CCG	448	£7,933	£1,082	£12,978	CCGs in the top third for available savings
141	WARWICKSHIRE NORTH CCG	555	£11,619	£2,276	£27,309	
129	WEST CHESHIRE CCG	1,107	£19,584	£2,522	£30,270	
100	WEST ESSEX CCG	725	£15,166	£3,137	£37,639	
22	WEST HAMPSHIRE CCG	1,380	£30,205	£7,408	£88,891	
19	WEST KENT CCG	1,282	£28,066	£7,964	£95,563	CCGs in the bottom third for available savings
111	WEST LANCASHIRE CCG	504	£12,051	£2,941	£35,292	
64	WEST LEICESTERSHIRE CCG	863	£19,535	£4,247	£50,964	
179	WEST LONDON (K&C & QPP) CCG	241	£5,893	£1,482	£17,784	
89	WEST NORFOLK CCG	785	£16,018	£3,462	£41,539	
55	WEST SUFFOLK CCG	569	£13,505	£4,478	£53,732	CCGs in the middle third for available savings
2	WIGAN BOROUGH CCG	1,630	£44,761	£17,486	£209,828	
130	WILTSHIRE CCG	1,003	£18,243	£2,477	£29,729	
188	WINDSOR, ASCOT AND MAIDENHEAD CCG	325	£6,265	£1,259	£15,106	
178	WIRRAL CCG	557	£10,541	£1,494	£17,926	
175	WOKINGHAM CCG	380	£7,238	£1,611	£19,328	CCGs in the top third for available savings
85	WOLVERHAMPTON CCG	1,007	£19,286	£3,528	£42,336	
193	WYRE FOREST CCG	401	£8,262	£1,162	£13,945	

Sign Up Form

The impact500 Team would be delighted to
speak with you on 01603 327 575
Or fill in the application form...

Return completed forms via any of the options below -

Email: enquiries@ccgprescriber.org

Fax: 08452 802301

Visit: www.ccgprescriber.org

Post: impact500 Team, Ecotec Business Park, 37A Turbine Way, Swaffham, PE37 7XD

Name

CCG

Job Title

Telephone Number

Email Address

☐

Sign Up for impact500

☐

I need more information please send to my contact details above

☐

Book a web demonstration for my team. Please send more information and date options.

Preferred Method of Contact

impact500

Dr. Julian Brown
Clinical Lead

Julian Young
Publishing Editor

Stephen Harrington
Data Editor

Helpline: 01603 327575
enquiries@ccgprescriber.org
www.ccgprescriber.org

Safe Dispenser Ltd
37a Turbine Way
Swaffham
Norfolk PE37 7XD

Company Number: 05404915

Data Protection Ref No: Z2536681

© 2017

Except as provided by the Copyright Designs and Patents Act 1988, no part of this publication may be reproduced, stored in a retrieval system or transmitted in any form or by any means without the prior written permission of the publisher.

IMP_FEN_022417_NTL_GBa

The target product within this impact500 project has been identified by CCG Prescriber and represents optimum value for the NHS at the time of publication (February 2017). This optimisation project will be reviewed on a six monthly cycle. Safe Dispenser Ltd may benefit directly from utilisation of the product identified within the impact500 Projects.

