

Alimemazine

Deprescribing Project:
Save over £1,000 per
patient in 2017 optimising
Alimemazine utilisation
within your CCG

ENABLING ANNUAL SAVINGS FOR THE NHS OF

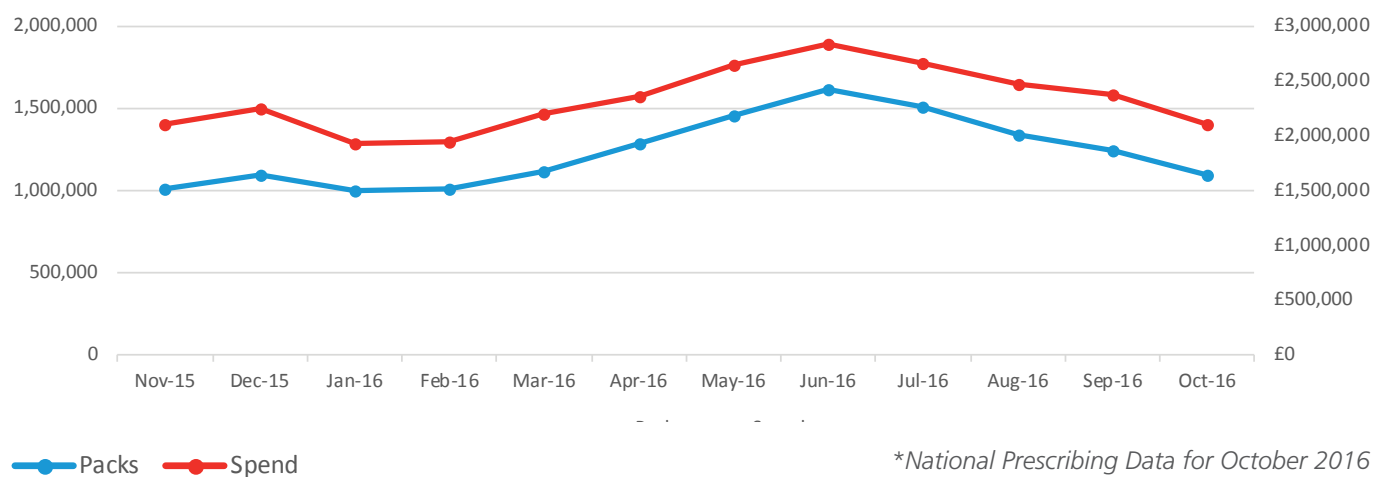
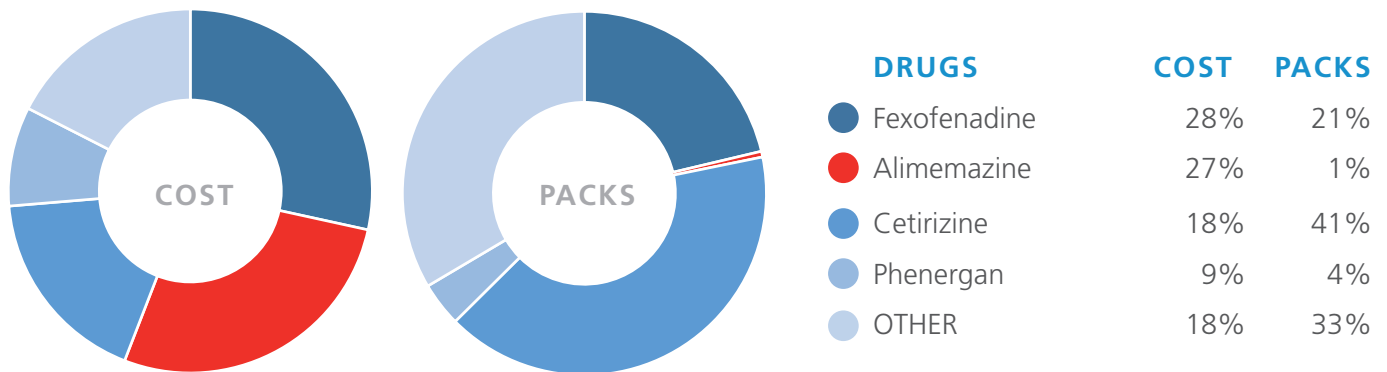
£17.5 million

3.4 ANTIHISTAMINES

Cost: Rank 48 £3.3 million/month

Packs: Rank 30 1.2 million packs/month

Class: Antihistamine Tablets



Alimemazine price as Vallergran £4.28 for 28 tablets

Alimemazine price as Generic £112.85 for 28 tablets

The withdrawal of Vallergran as a brand has enabled the suppliers of Alimemazine to increase the price to an astonishing £112.85 per pack. The result is over a £1million per month (27% of the entire market) on a drug that accounts for less than 1% of the market.

Please identify these patients as a priority and change them to promethazine, hydroxyzine or chlorphenamine as appropriate.

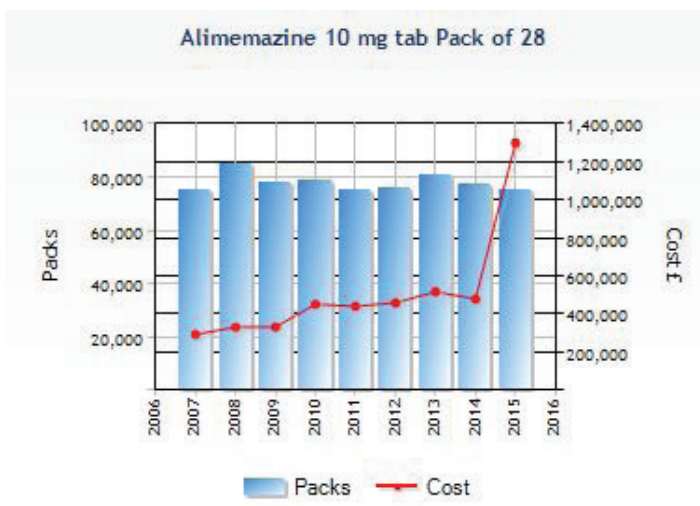
COST-EFFECTIVE CHOICE

Cetirizine
Loratadine
Chlorphenamine

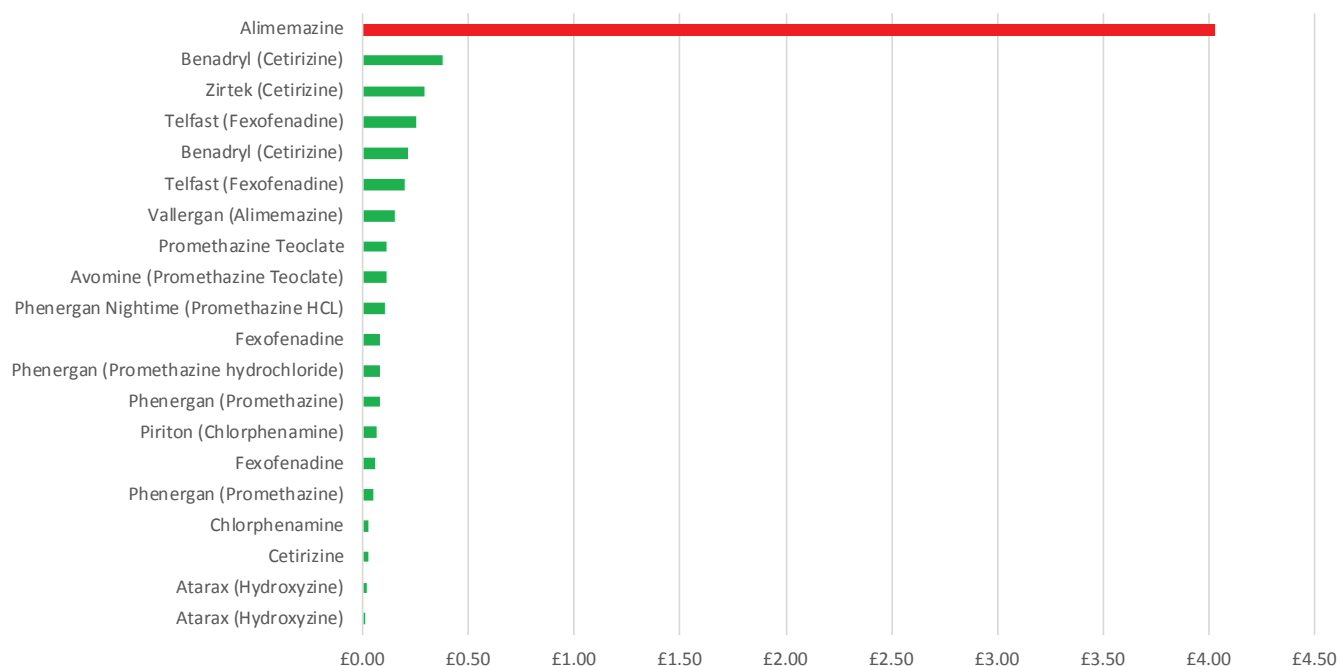
DRUGS TO BE STOPPED:

Alimemazine

DRUG	DOSE	TARIFF
Benadryl (Cetirizine)	10 mg tab Pack of 7	£2.65
Benadryl (Cetirizine)	10 mg cap Allergy liquid release Pack of 30	£6.45
Cetirizine	10 mg tab Pack of 30 tabs	£0.76
Zirtek (Cetirizine)	10 mg tab Pack of 30 tabs	£8.73
Fexofenadine	120 mg tab Pack of 30	£1.69
Telfast (Fexofenadine)	120 mg tab Pack of 30 tabs	£5.99
Fexofenadine	180 mg tab Pack of 30	£2.50
Telfast (Fexofenadine)	180 mg tab Pack of 30 tabs	£7.58
Phenergan (Promethazine)	10 mg tab Pack of 56	£2.96
Phenergan Nighttime (Promethazine HCL)	25 mg tab Pack of 14	£1.47
Avomine (Promethazine Teoclate)	25 mg tab Pack of 28 tabs	£3.13
Phenergan (Promethazine)	25 mg tab Pack of 56	£4.65
Promethazine Teoclate	25 mg tablets Pack of 28	£3.13
Phenergan (Promethazine hydrochloride)	25 mg tablets Pack of 56	£4.65
Alimemazine	10 mg tab Pack of 28	£112.85
Vallergan (Alimemazine)	10 mg Tab Pack of 28 tabs	£4.28
Chlorphenamine	4 mg tab Pack of 28 tabs	£0.76
Piriton (Chlorphenamine)	4 mg tab Pack of 30	£1.96
Atarax (Hydroxyzine)	10 mg tab Pack of 84 tabs	£1.20
Atarax (Hydroxyzine)	10 mg tab Pack of 84 tabs	£1.20
Atarax (Hydroxyzine)	25 mg tab Pack of 28 tabs	£0.62



COST PER UNIT



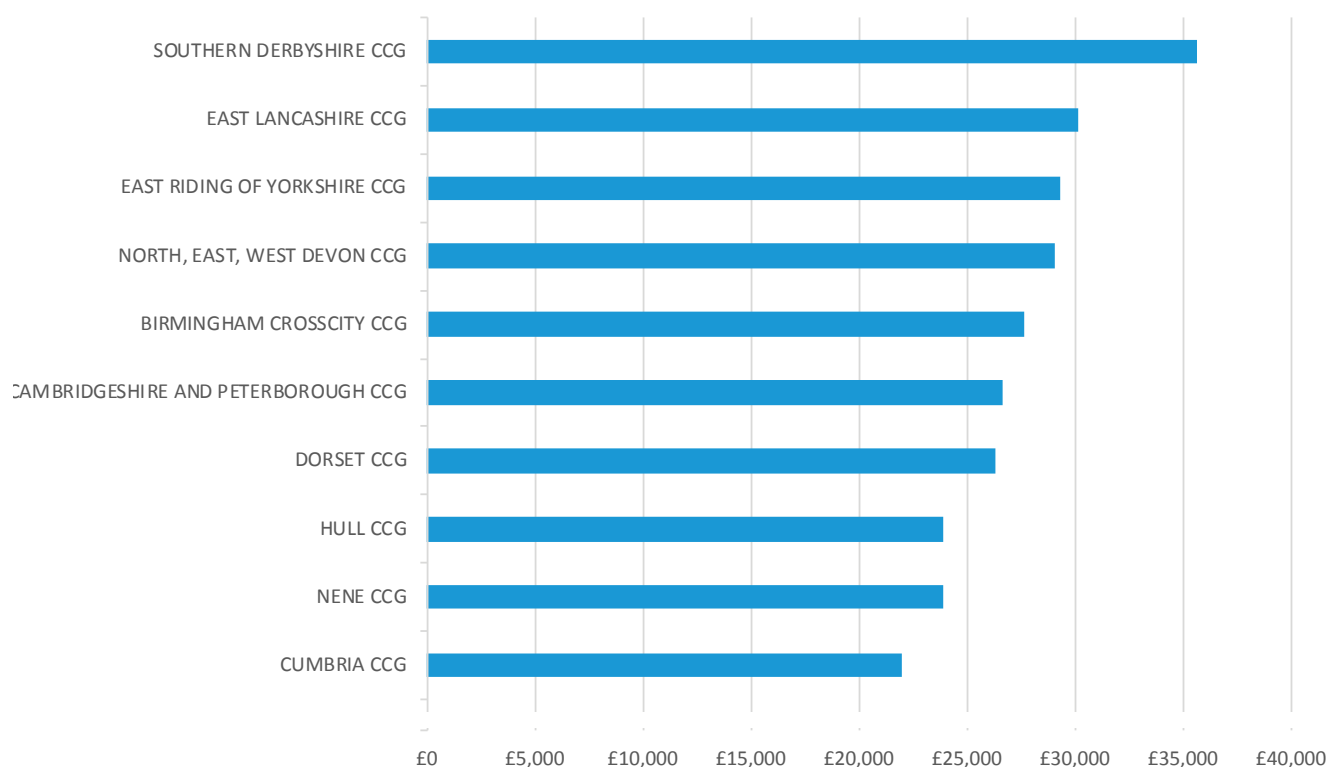
Top 10 CCGs

SPEND OCT 2016 (EPACT)

CCGs with the greatest potential saving from this project.

Realise the potential for your CCG by logging into your free CCG impact500 interface.

Your access link is within your contact email.



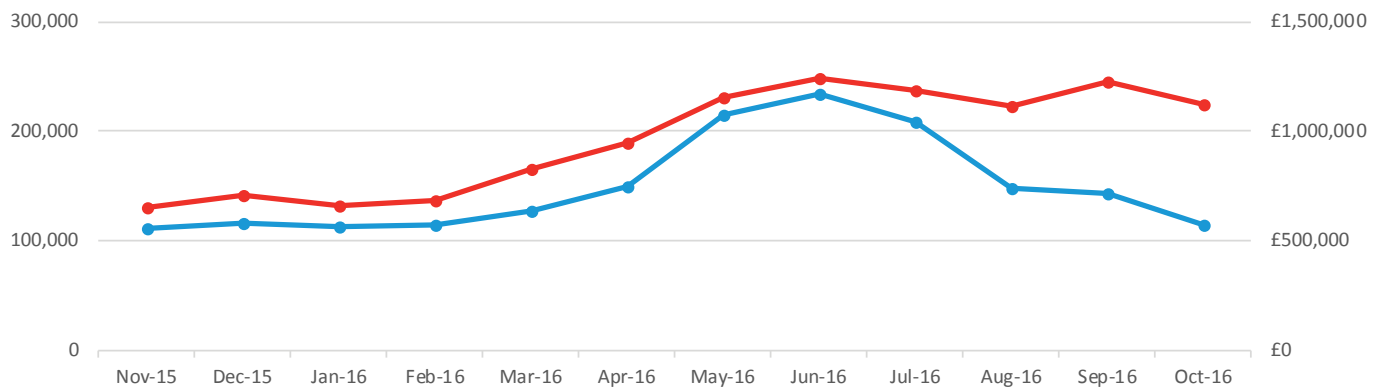
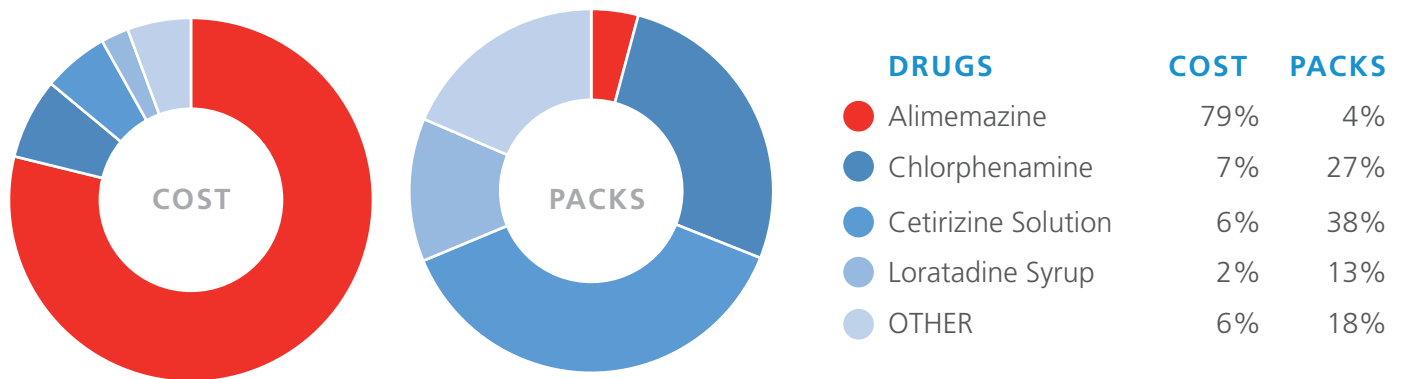
■ Spend Oct 16

3.4 ANTIHISTAMINES

Cost: Rank 48 £3.3 million/month

Packs: Rank 30 1.2 million packs/month

Class: Antihistamine Solution



*National Prescribing Data for October 2016

PRICE ALERT!

Alimemazine price as:

Vallergan £4.88 for 7.5mg/5mls (100mls)

Vallergan £7.55 for 30mg/5mls (100mls)

Generic £179.54 for 7.5mg/5mls (100mls)

Generic £243.51 for 30mg/5mls (100mls)

The withdrawal of Vallergan as a brand has enabled the suppliers of Alimemazine Oral Solution to increase the price to an astonishing £243.51 per pack. The result is over a £1million per month (79% of the entire market) on a drug that accounts for less than 4% of the market.

Please identify these patients as a priority and change them to an appropriate alternative antihistamine.

COST-EFFECTIVE CHOICE

Cetirizine Solution

Loratadine Solution

Chlorphenamine Solution

DRUGS TO BE STOPPED

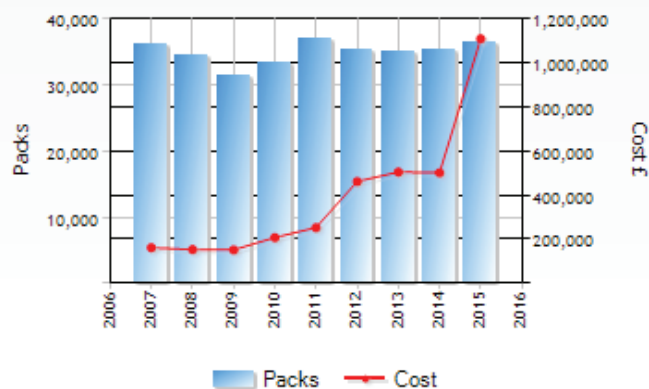
Alimemazine Solution

DRUG	DOSE	TARIFF
Cetirizine	1 mg / ml Pack of 200	£1.55
Benadryl (Cetirizine)	1 mg/ml oral solution ml Pack of 100	£3.15
Zirtek (Cetirizine)	1 mg/ml sugar free Pack of 200	£9.77
Zirtek (Cetirizine)	1 mg/ml sugar free Pack of 70	£2.46
Phenergan (Promethazine)	5 mg/5ml sugar free Pack of 100	£2.85
Vallergan (Alimemazine)	7.5 mg / 5ml Syrup Pack of 100	£4.88
Alimemazine	7.5 mg/5ml oral solution Pack of 100	£179.54
Vallergan (Alimemazine)	30 mg / 5ml Syrup FORTE Pack of 100	£7.55
Alimemazine	30 mg/5ml oral solution Pack of 100	£243.51
Piriton (Chlorpheniramine)	2 mg / 5ml Liquid Pack of 150	£2.62
Chlorphenamine	2 mg/5ml Liquid S/F Pack of 150	£1.58
Chlorphenamine	2 mg/5ml oral solution Pack of 150	£2.62
Desloratadine	0.5 mg / ml (Sugar Free) Pack of 100	£6.77
Neoclarityn (Desloratadine)	0.5 mg / ml Pack of 100	£6.77
Xyzal (Levocetirizine)	0.5 mg / ml Pack of 200	£6.00

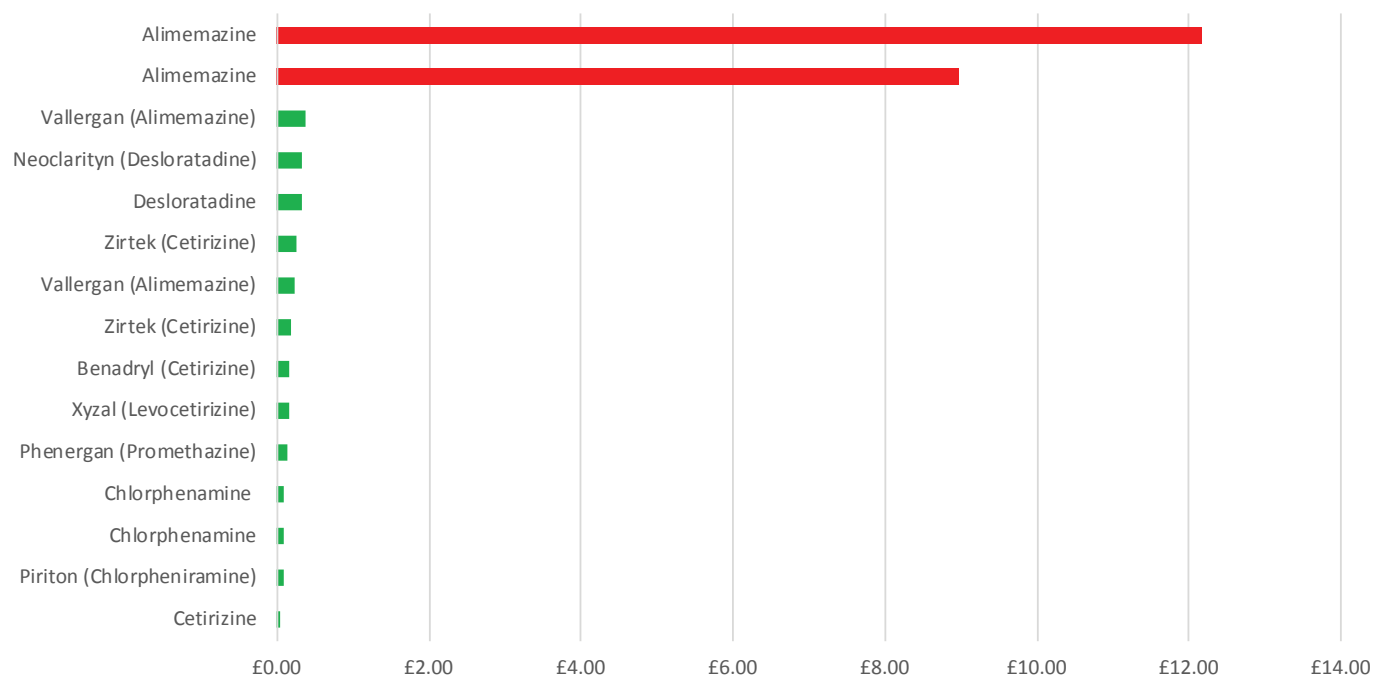
Alimemazine 30 mg/5ml oral solution Pack of 100



Alimemazine 7.5 mg/5ml oral solution Pack of 100



COST PER 5ML

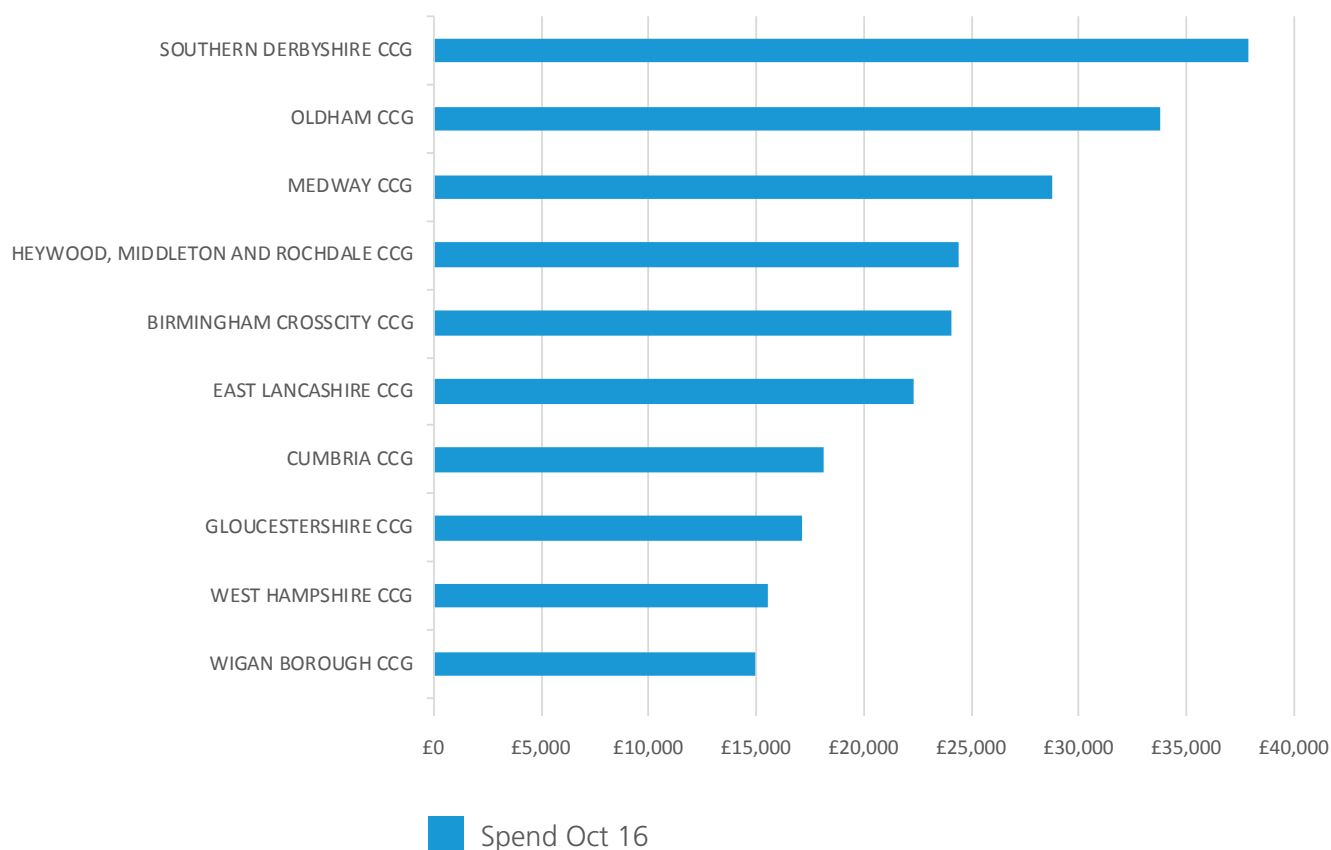


Top 10 CCGs

SPEND NOV 2016 (EPACT)

CCGs with the greatest potential saving from this project.

Realise the potential for your CCG by logging into your free CCG impact500 interface. Your access link is within your contact email.



Projected Potential Savings by CCG

Projected Potential Savings by CCG

NOVEMBER 2016 EPACT DATA

Rank	CCG Name	Projected Potential Annual Savings*
86	AIREDALE, WHARFDALE AND CRAVEN CCG	£70,147.88
135	ASHFORD CCG	£42,210.00
96	AYLESBURY VALE CCG	£58,902.92
195	BARKING AND DAGENHAM CCG	£12,685.08
150	BARNET CCG	£33,417.24
119	BARNSELY CCG	£48,651.19
87	BASILDON AND BRENTWOOD CCG	£67,722.82
185	BASSETLAW CCG	£17,426.99
161	BATH AND NORTH EAST SOMERSET CCG	£28,576.20
183	BEDFORDSHIRE CCG	£17,682.84
149	BEXLEY CCG	£33,568.68
7	BIRMINGHAM CROSSCITY CCG	£284,564.72
80	BIRMINGHAM SOUTH AND CENTRAL CCG	£74,183.28
30	BLACKBURN WITH DARWEN CCG	£145,657.36
83	BLACKPOOL CCG	£72,690.60
34	BOLTON CCG	£139,238.63
172	BRACKNELL AND ASCOT CCG	£23,930.04
203	BRADFORD CITY CCG	£9,545.72
46	BRADFORD DISTRICTS CCG	£115,940.14
201	BRENT CCG	£10,307.88
84	BRIGHTON AND HOVE CCG	£70,596.40
48	BRISTOL CCG	£112,062.36
66	BROMLEY CCG	£92,567.49
58	BURY CCG	£99,773.65
21	CALDERDALE CCG	£171,095.09
73	CAMBRIDGESHIRE AND PETERBOROUGH CCG	£83,667.88
206	CAMDEN CCG	£6,885.72
192	CANNOCK CHASE CCG	£14,260.68
82	CANTERBURY AND COASTAL CCG	£72,916.32
202	CASTLE POINT AND ROCHFORD CCG	£10,186.20
193	CENTRAL LONDON (WESTMINSTER) CCG	£12,834.61
133	CENTRAL MANCHESTER CCG	£43,730.90
105	CHILTERN CCG	£55,643.64
140	CHORLEY AND SOUTH RIBBLE CCG	£40,351.27
177	CITY AND HACKNEY CCG	£22,028.28
62	COASTAL WEST SUSSEX CCG	£96,491.76
115	CORBY CCG	£49,641.98
78	COVENTRY AND RUGBY CCG	£76,904.00
110	CRAWLEY CCG	£53,308.92
170	CROYDON CCG	£26,034.58

CCGs in the bottom third for available savings

CCGs in the middle third for available savings

CCGs in the top third for available savings

*Analysis was undertaken using February 2017 tariff and November 2016 Epact Data

Rank	CCG Name	Projected Potential Annual Savings*
5	CUMBRIA CCG	£299,959.74
123	DARLINGTON CCG	£47,608.13
101	DARTFORD, GRAVESHAM AND SWANLEY CCG	£57,215.12
69	DONCASTER CCG	£90,316.46
33	DORSET CCG	£142,702.74
126	DUDLEY CCG	£46,731.18
67	DURHAM DALES, EASINGTON AND SEDGEFIELD CCG	£91,737.72
158	EALING CCG	£30,524.64
29	EAST AND NORTH HERTFORDSHIRE CCG	£145,780.42
3	EAST LANCASHIRE CCG	£465,622.46
42	EAST LEICESTERSHIRE AND RUTLAND CCG	£124,608.04
10	EAST RIDING OF YORKSHIRE CCG	£248,314.48
117	EAST STAFFORDSHIRE CCG	£48,763.20
142	EAST SURREY CCG	£37,756.18
111	EASTBOURNE, HAILSHAM AND SEAFORD CCG	£52,157.28
138	EASTERN CHESHIRE CCG	£40,729.65
145	ENFIELD CCG	£36,411.72
24	EREWASH CCG	£166,677.74
71	FAREHAM AND GOSPORT CCG	£87,183.60
95	FYLDE & WYRE CCG	£59,127.84
11	GATESHEAD CCG	£222,128.13
8	GLOUCESTERSHIRE CCG	£278,618.64
74	GREAT YARMOUTH AND WAVENEY CCG	£83,044.68
47	GREATER HUDDERSFIELD CCG	£113,095.86
165	GREATER PRESTON CCG	£27,202.92
122	GREENWICH CCG	£48,186.24
70	GUILDFORD AND WAVERLEY CCG	£89,433.72
141	HALTON CCG	£38,564.55
131	HAMBLETON, RICHMONDSHIRE AND WHITBY CCG	£43,795.20
167	HAMMERSMITH AND FULHAM CCG	£26,247.84
125	HARDWICK CCG	£47,283.78
120	HARINGEY CCG	£48,573.53
147	HARROGATE AND RURAL DISTRICT CCG	£35,562.30
137	HARROW CCG	£40,799.64
38	HARTLEPOOL AND STOCKTON-ON-TEES CCG	£134,467.55
164	HASTINGS AND ROTHER CCG	£27,379.80
178	HAVERING CCG	£20,969.52
116	HEREFORDSHIRE CCG	£49,353.89
14	HERTS VALLEYS CCG	£212,068.98
6	HEYWOOD, MIDDLETON AND ROCHDALE CCG	£285,438.78
153	HIGH WEALD LEWES HAVENS CCG	£32,018.52
182	HILLINGDON CCG	£17,968.68
91	HORSHAM AND MID SUSSEX CCG	£62,204.48
180	HOUNSLOW CCG	£19,720.08
18	HULL CCG	£199,005.44

CCGs in the bottom third for available savings

CCGs in the middle third for available savings

CCGs in the top third for available savings

*Analysis was undertaken using February 2017 tariff and November 2016 E pact Data

Rank	CCG Name	Projected Potential Annual Savings*
103	IPSWICH AND EAST SUFFOLK CCG	£55,923.12
23	ISLE OF WIGHT CCG	£166,685.20
152	ISLINGTON CCG	£32,630.52
61	KERNOW CCG	£97,730.64
184	KINGSTON CCG	£17,642.52
20	KNOWSLEY CCG	£174,598.66
85	LAMBETH CCG	£70,189.44
196	LANCASHIRE NORTH CCG	£12,358.92
118	LEEDS NORTH CCG	£48,717.23
104	LEEDS SOUTH AND EAST CCG	£55,888.44
76	LEEDS WEST CCG	£79,878.78
19	LEICESTER CITY CCG	£188,404.84
169	LEWISHAM CCG	£26,076.67
114	LINCOLNSHIRE EAST CCG	£50,062.56
132	LINCOLNSHIRE WEST CCG	£43,734.72
43	LIVERPOOL CCG	£121,726.26
59	LUTON CCG	£99,062.04
77	MANSFIELD AND ASHFIELD CCG	£77,211.53
4	MEDWAY CCG	£391,287.49
200	MERTON CCG	£10,913.52
151	MID ESSEX CCG	£33,375.58
107	MILTON KEYNES CCG	£53,774.50
36	NENE CCG	£136,361.04
136	NEWARK & SHERWOOD CCG	£41,176.17
204	NEWBURY AND DISTRICT CCG	£9,108.42
93	NEWCASTLE NORTH AND EAST CCG	£60,523.37
65	NEWCASTLE WEST CCG	£93,222.25
124	NEWHAM CCG	£47,589.12
209	NORTH & WEST READING CCG	£3,951.52
92	NORTH DERBYSHIRE CCG	£61,475.46
49	NORTH DURHAM CCG	£111,542.51
106	NORTH EAST ESSEX CCG	£54,558.36
40	NORTH EAST HAMPSHIRE AND FARNHAM CCG	£131,910.48
98	NORTH EAST LINCOLNSHIRE CCG	£58,283.38
55	NORTH HAMPSHIRE CCG	£103,457.44
75	NORTH KIRKLEES CCG	£81,196.44
112	NORTH LINCOLNSHIRE CCG	£51,113.30
54	NORTH MANCHESTER CCG	£104,002.45
162	NORTH NORFOLK CCG	£28,140.00
144	NORTH SOMERSET CCG	£36,860.64
166	NORTH STAFFORDSHIRE CCG	£26,995.32
79	NORTH TYNESIDE CCG	£75,628.11
28	NORTH WEST SURREY CCG	£146,229.77
41	NORTH, EAST, WEST DEVON CCG	£130,084.63
37	NORTHUMBERLAND CCG	£136,159.73

CCGs in the bottom third for available savings

CCGs in the middle third for available savings

CCGs in the top third for available savings

*Analysis was undertaken using February 2017 tariff and November 2016 E pact Data

Rank	CCG Name	Projected Potential Annual Savings*
197	NORWICH CCG	£12,358.92
64	NOTTINGHAM CITY CCG	£93,437.40
134	NOTTINGHAM NORTH AND EAST CCG	£43,217.88
176	NOTTINGHAM WEST CCG	£22,173.36
2	OLDHAM CCG	£572,742.20
94	OXFORDSHIRE CCG	£59,658.72
156	PORTSMOUTH CCG	£30,988.50
148	REDBRIDGE CCG	£34,720.89
81	REDDITCH AND BROMSGROVE CCG	£73,335.18
154	RICHMOND CCG	£31,895.50
17	ROTHERHAM CCG	£205,625.93
186	RUSHCLIFFE CCG	£17,311.08
113	SALFORD CCG	£50,273.04
52	SANDWELL AND WEST BIRMINGHAM CCG	£108,773.97
130	SCARBOROUGH AND RYEDALE CCG	£44,125.56
31	SHEFFIELD CCG	£143,074.16
155	SHROPSHIRE CCG	£31,556.88
199	SLOUGH CCG	£10,953.84
109	SOLIHULL CCG	£53,433.53
159	SOMERSET CCG	£29,845.80
160	SOUTH CHESHIRE CCG	£29,629.68
99	SOUTH DEVON AND TORBAY CCG	£58,232.86
108	SOUTH EAST STAFFS AND SEISDON PENINSULAR CCG	£53,768.40
171	SOUTH EASTERN HAMPSHIRE CCG	£24,772.42
121	SOUTH GLOUCESTERSHIRE CCG	£48,367.19
127	SOUTH KENT COAST CCG	£46,090.68
25	SOUTH LINCOLNSHIRE CCG	£156,597.48
53	SOUTH MANCHESTER CCG	£104,653.62
189	SOUTH NORFOLK CCG	£15,605.28
208	SOUTH READING CCG	£4,536.12
174	SOUTH SEFTON CCG	£22,491.00
22	SOUTH TEES CCG	£167,766.52
97	SOUTH TYNESIDE CCG	£58,444.84
139	SOUTH WARWICKSHIRE CCG	£40,684.32
143	SOUTH WEST LINCOLNSHIRE CCG	£37,729.08
68	SOUTH WORCESTERSHIRE CCG	£91,603.73
51	SOUTHAMPTON CCG	£109,759.40
90	SOUTHEND CCG	£62,727.26
1	SOUTHERN DERBYSHIRE CCG	£693,590.42
173	SOUTHPORT AND FORMBY CCG	£22,586.58
191	SOUTHWARK CCG	£15,143.64
57	ST HELENS CCG	£102,277.76
157	STAFFORD AND SURROUNDS CCG	£30,611.28
44	STOCKPORT CCG	£119,508.41
128	STOKE ON TRENT CCG	£44,818.04

CCGs in the bottom third for available savings

CCGs in the middle third for available savings

CCGs in the top third for available savings

*Analysis was undertaken using February 2017 tariff and November 2016 Epcat Data

Rank	CCG Name	Projected Potential Annual Savings*
15	SUNDERLAND CCG	£209,229.93
63	SURREY DOWNS CCG	£95,267.45
129	SURREY HEATH CCG	£44,678.16
211	SUTTON CCG	£624.72
13	SWALE CCG	£219,302.76
88	SWINDON CCG	£65,883.34
39	TAMESIDE AND GLOSSOP CCG	£132,772.42
175	TELFORD AND WREKIN CCG	£22,416.32
56	THANET CCG	£103,447.24
168	THURROCK CCG	£26,157.96
146	TOWER HAMLETS CCG	£36,021.96
35	TRAFFORD CCG	£138,690.65
102	VALE OF YORK CCG	£56,931.44
210	VALE ROYAL CCG	£3,286.68
27	WAKEFIELD CCG	£147,981.07
32	WALSALL CCG	£143,025.10
50	WALTHAM FOREST CCG	£110,485.05
194	WANDSWORTH CCG	£12,820.56
163	WARRINGTON CCG	£28,140.00
188	WARWICKSHIRE NORTH CCG	£15,856.70
100	WEST CHESHIRE CCG	£57,324.96
72	WEST ESSEX CCG	£84,900.84
12	WEST HAMPSHIRE CCG	£221,167.02
60	WEST KENT CCG	£97,825.78
207	WEST LANCASHIRE CCG	£5,934.84
26	WEST LEICESTERSHIRE CCG	£154,995.20
198	WEST LONDON (K&C & QPP) CCG	£11,701.32
181	WEST NORFOLK CCG	£19,393.92
187	WEST SUFFOLK CCG	£16,242.72
16	WIGAN BOROUGH CCG	£209,003.06
89	WILTSHIRE CCG	£63,274.68
190	WINDSOR, ASCOT AND MAIDENHEAD CCG	£15,319.44
9	WIRRAL CCG	£270,973.87
205	WOKINGHAM CCG	£8,746.08
179	WOLVERHAMPTON CCG	£20,561.82
45	WYRE FOREST CCG	£118,821.12

CCGs in the bottom third for available savings

CCGs in the middle third for available savings

CCGs in the top third for available savings

Sign Up Form

The impact500 Team would be delighted to
speak with you on 01603 327 575
Or fill in the application form...

Return completed forms via any of the options below -

Email: enquiries@ccgprescriber.org

Fax: 08452 802301

Visit: www.ccgprescriber.org

Post: impact500 Team, Ecotec Business Park, 37A Turbine Way, Swaffham, PE37 7XD

Name

CCG

Job Title

Telephone Number

Email Address

☐

Sign Up for impact500

☐

I need more information please send to my contact details above

☐

Book a web demonstration for my team. Please send more information and date options.

Preferred Method of Contact

impact500

Dr. Julian Brown
Clinical Lead

Julian Young
Publishing Editor

Stephen Harrington
Data Editor

Helpline: 01603 327575
enquiries@ccgprescriber.org
www.ccgprescriber.org

Safe Dispenser Ltd
37a Turbine Way
Swaffham
Norfolk PE37 7XD

Company Number: 05404915

Data Protection Ref No: Z2536681

© 2017

Except as provided by the Copyright Designs and Patents Act 1988, no part of this publication may be reproduced, stored in a retrieval system or transmitted in any form or by any means without the prior written permission of the publisher.

The target product within this impact500 project has been identified by CCG Prescriber and represents optimum value for the NHS at the time of publication (Jan / Feb 2017). This optimisation project will be reviewed on a six monthly cycle. Safe Dispenser Ltd may benefit directly from utilisation of the product identified within the impact500 Projects.

