

Sondate XL

Optimisation Project: Quetiapine XL Tablets

Reducing Prescribing Costs by 63%, improving safety and delivering savings per patient averaging over £1000 per year.

ENABLING ANNUAL SAVINGS FOR THE NHS OF

£12 million

UNIQUE OPPORTUNITY

This impact500 Quetiapine XL Tablet Optimisation provides CCGs with an early opportunity in 2017 to realise prescribing savings, review prescribing quality and sample the unique implementation capabilities of the impact500 system enabling savings of £500 million for the NHS.

This Quetiapine XL Tablet project represents one of the highest cost savings per patient per annum of all the impact500 optimisation projects. Sondate XL delivers a cost saving per annum of up to:

£1,700
per patient

POTENTIAL COST SAVINGS PER PATIENT PER ANNUM

	Sondate XL 50mg	Sondate XL 150mg	Sondate XL 200mg	Sondate XL 300mg	Sondate XL 400mg
Saving per Patient per year (12 packs)	£572.04	£877.32	£877.32	£1,320.12	£1,754.52

Overview

OBJECTIVE

Quetiapine modified-release tablet products cost the NHS more than £25 million in 2016. Sondate XL, an already cost-effective brand, has recently significantly reduced its cost. Sondate XL provides savings of 66% from unspecified prescriptions. Depending on dose, Sondate XL has the potential to deliver a cost saving per patient from £500 to £1,700 per annum. This optimisation project allows your CCG to immediately realise these very significant savings. impact500 allows safe and effective implementation based on genuine patient needs and insight.

BACKGROUND OF USE

There are currently more than 290,000 packs of Quetiapine XL prescribed in Primary Care across England costing £25 million each year.

Despite the high cost and poor brand continuity 40% is still prescribed generically. This needs to be urgently addressed by all CCGs.

COST-EFFECTIVENESS OPPORTUNITY

Within England alone CCGs can save more than £12 million from their prescribing costs per annum by using this model (please see page 8 for full list of CCG savings). Sondate XL provides savings of over £1,700 per patient per annum on the 400mg dose and average savings per patient per annum of £1,000 across all doses simply through changing from a generic to a brand.

PRESCRIBING OPTIMISATION

This impact500 medicine optimisation offers all CCGs the opportunity to review and analyse their Quetiapine XL prescribing to ensure any best practice optimisations are identified.

Standard release Quetiapine should be utilised where clinically appropriate. This will further enhance cost savings and is reflected within the impact500 project interface.

SAFETY OPTIMISATIONS

Your impact500 implementation interface will identify suitable patients and ensure that they are appropriate for optimisation. The system will also identify patients with multiple optimisation opportunities, ensuring your CCG can implement this beneficial medicine optimisation with inbuilt validation.

Stock availability is an essential part of a quality optimisation. impact500 activated products all have excellent stock availability which is tracked centrally to ensure effective optimisation.

RAPID IMPLEMENTATION

It is essential that CCGs implement an effective optimisation strategy immediately. All the essential requirements to achieve this are captured within the impact500 program.

CONCLUSION

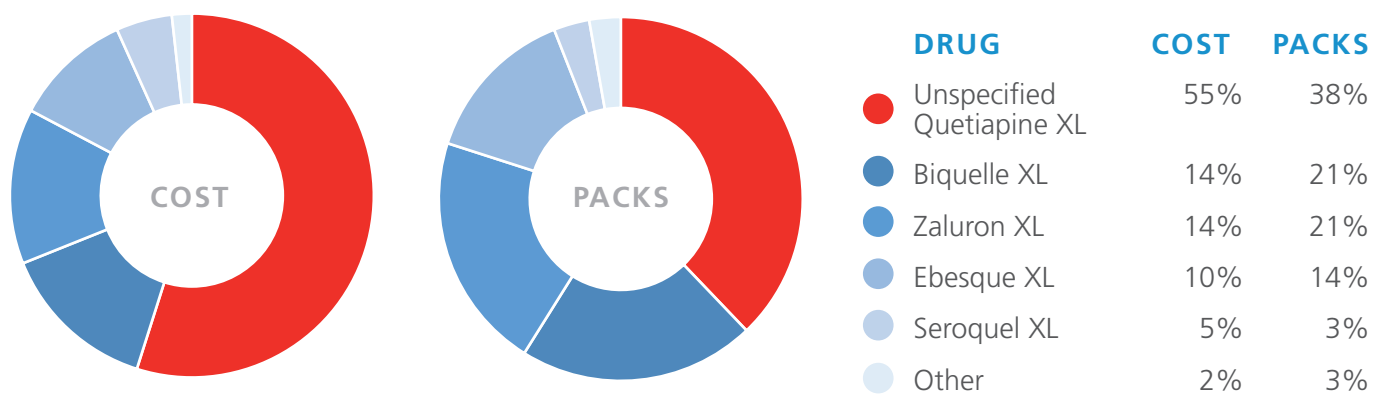
This project allows CCGs to individually save up to £250,000 from their prescribing budget per annum. All CCGs can realise the significant savings per patient that Sondate XL delivers. impact500 is available now and will provide all the tools necessary for rapid implementation to ensure the delivery of this optimisation without an increase in workload or cost and without any compromise to patient safety.

Using the shorter acting standard release Quetiapine BD, provides the greatest savings but for immediate safe switching of modified release Quetiapine, Sondate XL would appear to be the only logical brand choice for CCGs.



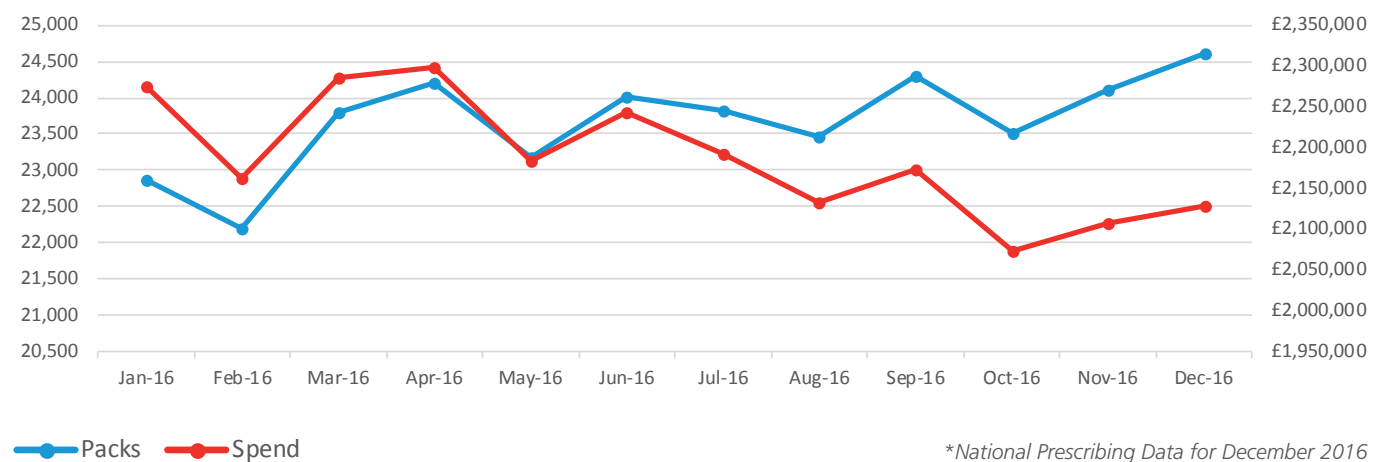
Quetiapine XL Market Analysis

Class: Quetiapine XL



Usage Information

QUETIAPINE XL - NATIONAL SPEND / PACKS BY MONTH




QUETIAPINE XL TOP PRODUCTS BY EXPENDITURE

NATIONAL SPEND / PACKS DECEMBER 2016

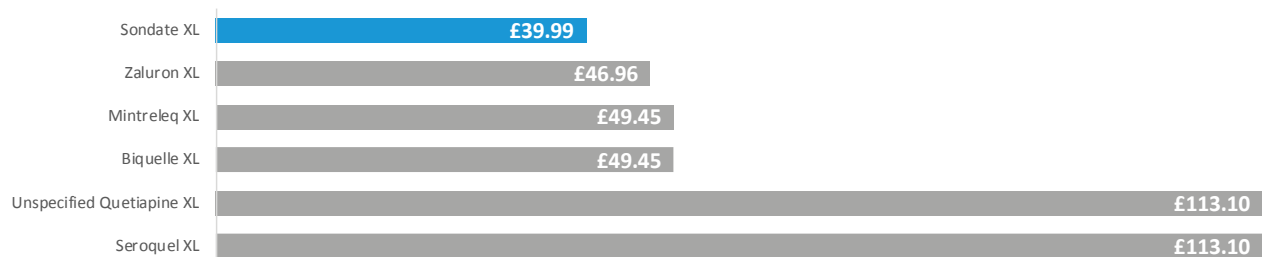
	DRUG	50MG TARIFF	150MG TARIFF	200MG TARIFF	300MG TARIFF	400MG TARIFF	COST / MONTH	PACKS / MONTH
	TOTAL						£2,127,616	24,606
1	Unspecified Quetiapine	£67.66	£113.10	£113.10	£170.00	£226.20	£1,167,817	9,316
2	Biquelle	£29.45	£49.45	£49.45	£74.45	£98.95	£298,605	5,177
3	Zaluron	£27.96	£46.96	£46.96	£70.71	£93.98	£293,850	5,181
4	Ebisque	£31.80		£53.16	£79.90	£106.31	£223,882	3,464
5	Seroquel	£67.66	£113.10	£113.10	£170.00	£226.20	£105,968	782
6	Sondate	£19.99	£39.99	£39.99	£59.99	£79.99	£28,250	576
7	Atrolak	£67.65		£113.09	£169.99	£226.19	£6,828	57
8	Mintreleq	£29.45	£49.45	£49.45	£74.45	£98.95	£1,374	47
9	Tenprolide	£67.66		£113.10	£170.00	£226.20	£1,043	6

Drug Tariff - March 2017

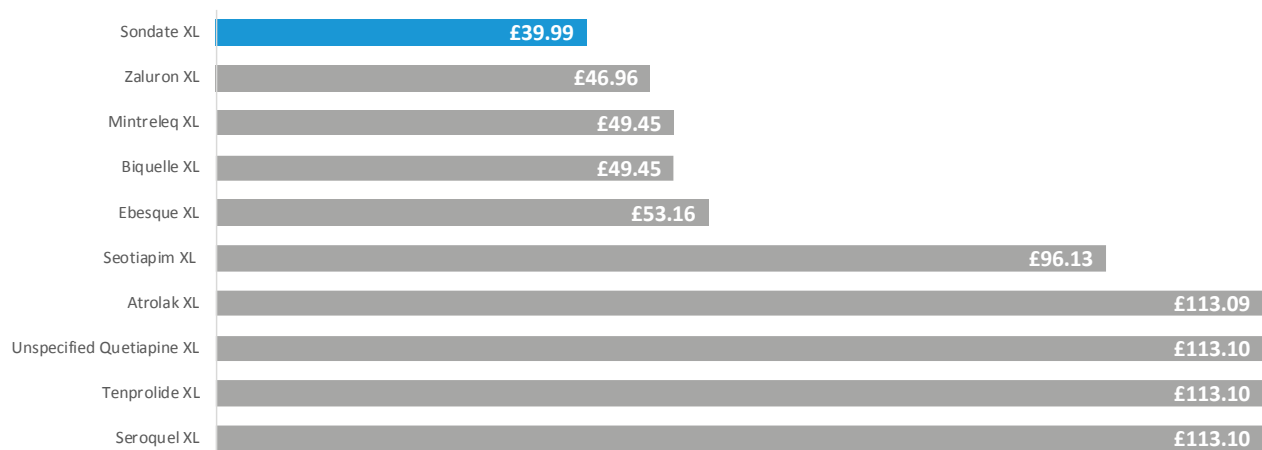
QUETIAPINE XL 50MG TABLETS TARIFFS



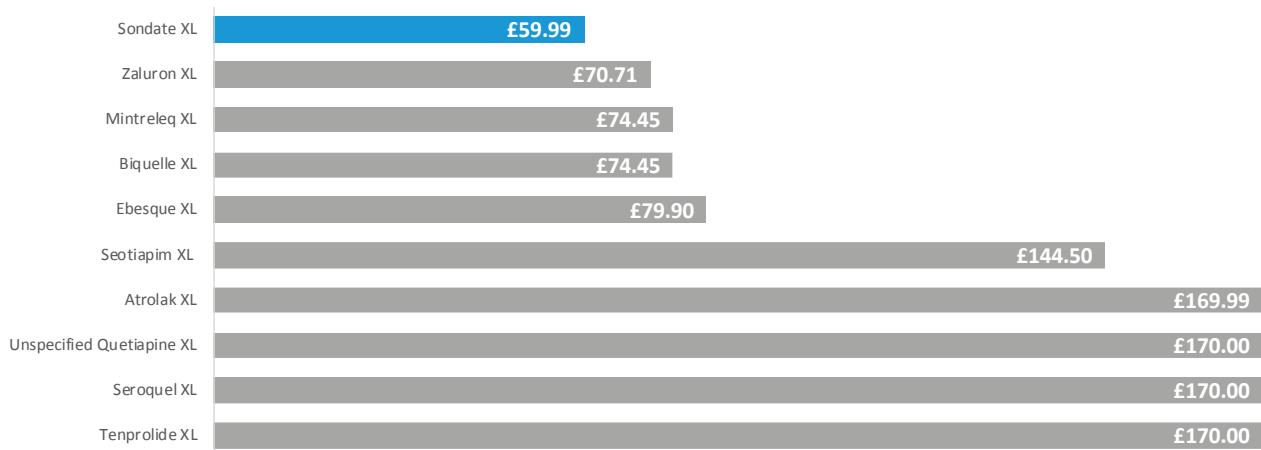
QUETIAPINE XL 150MG TABLETS TARIFFS




QUETIAPINE XL 200MG TABLETS TARIFFS



QUETIAPINE XL 300MG TABLETS TARIFFS



QUETIAPINE XL 400MG TABLETS TARIFFS



DRUG	PACKS DEC 2016	COST DEC 2016	POTENTIAL MONTHLY SAVINGS
TOTAL	24,606	£2,127,616	£1,017,585
Unspecified Quetiapine	9,316	£1,167,817	£769,029
Seroquel	782	£105,968	£69,437
Ebesque	3,464	£223,882	£63,823
Biquelle	5,177	£298,605	£59,852
Zaluron	5,181	£293,850	£49,801
Atrolak	57	£6,828	£4,527
Tenprolide	6	£1,043	£674
Mintreleq	47	£1,374	£441
Sondate	576	£28,250	£0

Prescribing all Quetiapine XL as Sondate XL will save in 2017 an average of **£1 million per month**

Quetiapine XL

CCG Savings Potential

Quetiapine XL Savings Potential

DECEMBER 2016 EPACT DATA

RANK	CCG NAME	PACKS DEC 16	SPEND DEC 16	POTENTIAL MONTHLY SAVINGS	POTENTIAL ANNUAL SAVINGS	
	NATIONAL	24,308	£2,098,490	£1,001,755	£12,021,060	
150	AIREDALE, WHARFDALE AND CRAVEN CCG	43	£4,319	£2,537	£30,443	CCGs in the bottom third for available savings
193	ASHFORD CCG	78	£4,772	£1,394	£16,729	
207	AYLESBURY VALE CCG	8	£1,196	£761	£9,128	
84	BARKING AND DAGENHAM CCG	86	£8,695	£4,758	£57,097	
21	BARNET CCG	114	£13,918	£8,871	£106,453	
143	BARNLEY CCG	93	£7,256	£2,694	£32,326	CCGs in the middle third for available savings
42	BASILDON AND BRENTWOOD CCG	175	£15,390	£6,952	£83,430	
111	BASSETLAW CCG	51	£5,863	£3,660	£43,925	
149	BATH AND NORTH EAST SOMERSET CCG	58	£4,983	£2,566	£30,797	
74	BEDFORDSHIRE CCG	131	£11,507	£5,341	£64,097	
103	BEXLEY CCG	58	£6,331	£3,886	£46,629	CCGs in the top third for available savings
5	BIRMINGHAM CROSSCITY CCG	517	£38,574	£13,748	£164,981	
80	BIRMINGHAM SOUTH AND CENTRAL CCG	151	£12,827	£5,041	£60,495	
189	BLACKBURN WITH DARWEN CCG	31	£3,124	£1,501	£18,014	
161	BLACKPOOL CCG	91	£6,421	£2,147	£25,767	
95	BOLTON CCG	172	£12,038	£4,242	£50,903	CCGs in the middle third for available savings
183	BRACKNELL AND ASCOT CCG	55	£3,355	£1,610	£19,317	
157	BRADFORD CITY CCG	33	£3,998	£2,336	£28,038	
62	BRADFORD DISTRICTS CCG	93	£10,224	£5,931	£71,176	
18	BRENT CCG	213	£19,515	£9,110	£109,322	
114	BRIGHTON AND HOVE CCG	71	£5,919	£3,585	£43,025	CCGs in the top third for available savings
57	BRISTOL CCG	206	£14,841	£6,250	£74,996	
20	BROMLEY CCG	110	£13,550	£8,875	£106,505	
125	BURY CCG	42	£5,224	£3,300	£39,598	
122	CALDERDALE CCG	131	£9,770	£3,406	£40,873	
14	CAMBRIDGESHIRE AND PETERBOROUGH CCG	476	£31,374	£10,302	£123,628	CCGs in the top third for available savings
29	CAMDEN CCG	90	£12,553	£8,188	£98,261	
152	CANNOCK CHASE CCG	77	£5,794	£2,509	£30,113	
135	CANTERBURY AND COASTAL CCG	169	£9,918	£2,995	£35,945	
153	CASTLE POINT AND ROCHFORD CCG	57	£4,706	£2,432	£29,181	
175	CENTRAL LONDON (WESTMINSTER) CCG	106	£6,757	£1,927	£23,118	CCGs in the top third for available savings
24	CENTRAL MANCHESTER CCG	153	£16,166	£8,516	£102,192	
202	CHILTERN CCG	17	£1,738	£1,095	£13,141	
186	CHORLEY AND SOUTH RIBBLE CCG	29	£2,841	£1,524	£18,287	
159	CITY AND HACKNEY CCG	64	£5,698	£2,239	£26,872	
2	COASTAL WEST SUSSEX CCG	240	£31,162	£20,510	£246,122	CCGs in the top third for available savings
211	CORBY CCG	4	£395	£148	£1,774	
39	COVENTRY AND RUGBY CCG	287	£20,186	£7,037	£84,443	
130	CRAWLEY CCG	37	£4,984	£3,242	£38,903	
132	CROYDON CCG	71	£6,521	£3,121	£37,450	

*Analysis was undertaken using March 2017 tariff and December 2016 Epact Data

RANK	CCG NAME	PACKS DEC 16	SPEND DEC 16	POTENTIAL MONTHLY SAVINGS	POTENTIAL ANNUAL SAVINGS	
	NATIONAL	24,308	£2,098,490	£1,001,755	£12,021,060	
1	CUMBRIA CCG	256	£32,236	£20,936	£251,227	CCGs in the bottom third for available savings
109	DARLINGTON CCG	48	£5,908	£3,716	£44,590	
4	DARTFORD, GRAVESHAM AND SWANLEY CCG	209	£24,191	£15,087	£181,039	
154	DONCASTER CCG	59	£5,313	£2,423	£29,081	
33	DORSET CCG	86	£11,606	£7,540	£90,483	CCGs in the middle third for available savings
35	DUDLEY CCG	285	£20,763	£7,347	£88,167	
11	DURHAM DALES, EASINGTON AND SEDGE-FIELD CCG	138	£18,028	£11,822	£141,864	
38	EALING CCG	261	£20,462	£7,038	£84,462	
13	EAST AND NORTH HERTFORDSHIRE CCG	162	£18,670	£10,818	£129,814	CCGs in the top third for available savings
166	EAST LANCASHIRE CCG	120	£7,664	£2,129	£25,542	
59	EAST LEICESTERSHIRE AND RUTLAND CCG	151	£12,396	£6,143	£73,720	
117	EAST RIDING OF YORKSHIRE CCG	136	£8,532	£3,503	£42,039	
102	EAST STAFFORDSHIRE CCG	95	£7,965	£3,990	£47,884	CCGs in the bottom third for available savings
100	EAST SURREY CCG	47	£6,160	£4,047	£48,561	
36	EASTBOURNE, HAILSHAM AND SEAFORD CCG	92	£11,194	£7,327	£87,925	
200	EASTERN CHESHIRE CCG	48	£3,477	£1,184	£14,211	
140	ENFIELD CCG	83	£6,434	£2,850	£34,194	CCGs in the middle third for available savings
199	EREWASH CCG	43	£3,106	£1,187	£14,244	
145	FAREHAM AND GOSPORT CCG	108	£7,432	£2,609	£31,303	
176	FYLDE & WYRE CCG	60	£4,843	£1,914	£22,966	
164	GATESHEAD CCG	68	£5,426	£2,142	£25,706	CCGs in the top third for available savings
63	GLOUCESTERSHIRE CCG	177	£13,695	£5,881	£70,566	
58	GREAT YARMOUTH AND WAVENEY CCG	245	£16,614	£6,167	£74,000	
79	GREATER HUDDERSFIELD CCG	165	£12,546	£5,069	£60,830	
167	GREATER PRESTON CCG	41	£3,894	£2,117	£25,406	CCGs in the bottom third for available savings
23	GREENWICH CCG	154	£15,622	£8,523	£102,281	
72	GUILDFORD AND WAVERLEY CCG	56	£8,180	£5,360	£64,323	
182	HALTON CCG	21	£2,665	£1,639	£19,666	
192	HAMBLETON, RICHMONDSHIRE AND WHITBY CCG	21	£2,330	£1,465	£17,581	CCGs in the middle third for available savings
179	HAMMERSMITH AND FULHAM CCG	105	£6,568	£1,854	£22,253	
204	HARDWICK CCG	44	£2,982	£943	£11,321	
131	HARINGEY CCG	51	£5,646	£3,171	£38,058	
205	HARROGATE AND RURAL DISTRICT CCG	13	£1,557	£916	£10,993	CCGs in the top third for available savings
91	HARROW CCG	116	£10,367	£4,432	£53,182	
43	HARTLEPOOL AND STOCKTON-ON-TEES CCG	79	£10,877	£6,926	£83,112	
30	HASTINGS AND ROTHER CCG	101	£12,122	£7,997	£95,965	
163	HAVERING CCG	76	£5,673	£2,144	£25,725	CCGs in the bottom third for available savings
99	HEREFORDSHIRE CCG	89	£8,163	£4,049	£48,590	
86	HERTS VALLEYS CCG	212	£14,131	£4,688	£56,250	
87	HEYWOOD, MIDDLETON AND ROCHDALE CCG	139	£10,782	£4,631	£55,567	
141	HIGH WEALD LEWES HAVENS CCG	50	£4,570	£2,801	£33,609	CCGs in the middle third for available savings
41	HILLINGDON CCG	128	£13,374	£7,005	£84,061	
60	HORSHAM AND MID SUSSEX CCG	71	£9,464	£6,089	£73,064	

*Analysis was undertaken using March 2017 tariff and December 2016 Epat Data

RANK	CCG NAME	PACKS DEC 16	SPEND DEC 16	POTENTIAL MONTHLY SAVINGS	POTENTIAL ANNUAL SAVINGS	
	NATIONAL	24,308	£2,098,490	£1,001,755	£12,021,060	
93	HOUNSLOW CCG	193	£14,087	£4,389	£52,664	CCGs in the bottom third for available savings
71	HULL CCG	206	£14,993	£5,396	£64,750	
34	IPSWICH AND EAST SUFFOLK CCG	338	£20,121	£7,381	£88,573	
124	ISLE OF WIGHT CCG	83	£6,581	£3,304	£39,643	
107	ISLINGTON CCG	108	£9,073	£3,847	£46,163	
3	KERNOW CCG	297	£27,601	£15,196	£182,358	CCGs in the middle third for available savings
185	KINGSTON CCG	28	£2,919	£1,531	£18,377	
118	KNOWSLEY CCG	106	£8,374	£3,493	£41,912	
129	LAMBETH CCG	86	£7,155	£3,251	£39,010	
146	LANCASHIRE NORTH CCG	48	£4,894	£2,603	£31,232	
174	LEEDS NORTH CCG	71	£5,127	£1,948	£23,379	CCGs in the top third for available savings
40	LEEDS SOUTH AND EAST CCG	138	£13,097	£7,015	£84,180	
44	LEEDS WEST CCG	151	£13,951	£6,858	£82,292	
133	LEICESTER CITY CCG	107	£8,819	£3,087	£37,046	
9	LEWISHAM CCG	139	£19,394	£12,681	£152,177	
47	LINCOLNSHIRE EAST CCG	155	£12,120	£6,666	£79,991	CCGs in the bottom third for available savings
25	LINCOLNSHIRE WEST CCG	224	£18,120	£8,460	£101,516	
64	LIVERPOOL CCG	179	£13,958	£5,868	£70,418	
97	LUTON CCG	69	£7,516	£4,106	£49,277	
201	MANSFIELD AND ASHFIELD CCG	36	£2,995	£1,120	£13,446	
28	MEDWAY CCG	162	£15,361	£8,289	£99,468	CCGs in the middle third for available savings
51	MERTON CCG	74	£9,871	£6,450	£77,400	
56	MID ESSEX CCG	192	£14,815	£6,282	£75,387	
89	MILTON KEYNES CCG	105	£8,925	£4,511	£54,129	
196	NENE CCG	36	£2,910	£1,324	£15,888	
206	NEWARK & SHERWOOD CCG	21	£2,015	£878	£10,537	CCGs in the top third for available savings
158	NEWBURY AND DISTRICT CCG	56	£4,814	£2,256	£27,075	
187	NEWCASTLE NORTH AND EAST CCG	38	£3,226	£1,523	£18,276	
170	NEWCASTLE WEST CCG	38	£3,812	£2,073	£24,872	
165	NEWHAM CCG	62	£5,515	£2,135	£25,615	
168	NORTH & WEST READING CCG	65	£4,850	£2,107	£25,287	CCGs in the bottom third for available savings
136	NORTH DERBYSHIRE CCG	88	£7,261	£2,976	£35,711	
12	NORTH DURHAM CCG	136	£17,028	£11,153	£133,832	
52	NORTH EAST ESSEX CCG	185	£14,012	£6,392	£76,708	
61	NORTH EAST HAMPSHIRE AND FARNHAM CCG	64	£9,226	£6,009	£72,105	
138	NORTH EAST LINCOLNSHIRE CCG	45	£5,095	£2,914	£34,967	CCGs in the middle third for available savings
142	NORTH HAMPSHIRE CCG	56	£5,478	£2,729	£32,744	
68	NORTH KIRKLEES CCG	179	£13,712	£5,570	£66,836	
121	NORTH LINCOLNSHIRE CCG	75	£6,331	£3,412	£40,946	
16	NORTH MANCHESTER CCG	223	£20,169	£9,244	£110,932	
66	NORTH NORFOLK CCG	284	£16,908	£5,723	£68,675	CCGs in the top third for available savings
116	NORTH SOMERSET CCG	87	£7,071	£3,538	£42,450	
65	NORTH STAFFORDSHIRE CCG	151	£12,277	£5,751	£69,013	
181	NORTH TYNESIDE CCG	56	£4,297	£1,726	£20,717	
134	NORTH WEST SURREY CCG	83	£7,075	£3,044	£36,526	

*Analysis was undertaken using March 2017 tariff and December 2016 Epat Data

RANK	CCG NAME	PACKS DEC 16	SPEND DEC 16	POTENTIAL MONTHLY SAVINGS	POTENTIAL ANNUAL SAVINGS	
	NATIONAL	24,308	£2,098,490	£1,001,755	£12,021,060	
10	NORTH, EAST, WEST DEVON CCG	460	£32,246	£11,905	£142,855	CCGs in the bottom third for available savings
198	NORTHUMBERLAND CCG	60	£4,204	£1,205	£14,459	
49	NORWICH CCG	380	£22,614	£6,531	£78,377	
55	NOTTINGHAM CITY CCG	183	£14,169	£6,288	£75,458	
173	NOTTINGHAM NORTH AND EAST CCG	76	£5,103	£1,977	£23,719	
208	NOTTINGHAM WEST CCG	30	£1,705	£711	£8,526	CCGs in the middle third for available savings
127	OLDHAM CCG	141	£9,977	£3,271	£39,256	
105	OXFORDSHIRE CCG	54	£6,003	£3,870	£46,436	
108	PORTSMOUTH CCG	103	£8,051	£3,760	£45,121	
144	REDBRIDGE CCG	62	£5,367	£2,672	£32,059	
151	REDDITCH AND BROMSGROVE CCG	87	£6,331	£2,525	£30,304	CCGs in the top third for available savings
88	RICHMOND CCG	53	£6,899	£4,539	£54,469	
169	ROTHERHAM CCG	86	£5,999	£2,099	£25,193	
180	RUSHCLIFFE CCG	43	£3,586	£1,842	£22,109	
76	SALFORD CCG	154	£12,676	£5,251	£63,007	
8	SANDWELL AND WEST BIRMINGHAM CCG	386	£31,625	£12,734	£152,810	CCGs in the bottom third for available savings
209	SCARBOROUGH AND RYEDALE CCG	23	£1,933	£710	£8,514	
81	SHEFFIELD CCG	105	£9,428	£5,037	£60,442	
85	SHROPSHIRE CCG	133	£9,805	£4,727	£56,729	
113	SLOUGH CCG	76	£7,114	£3,619	£43,429	
139	SOLIHULL CCG	95	£7,461	£2,884	£34,603	CCGs in the middle third for available savings
26	SOMERSET CCG	172	£15,499	£8,392	£100,709	
210	SOUTH CHESHIRE CCG	30	£1,861	£590	£7,074	
17	SOUTH DEVON AND TORBAY CCG	161	£16,889	£9,218	£110,618	
90	SOUTH EAST STAFFS AND SEISDON PENINSULAR CCG	137	£11,295	£4,510	£54,115	
172	SOUTH EASTERN HAMPSHIRE CCG	89	£6,349	£1,997	£23,964	CCGs in the top third for available savings
177	SOUTH GLOUCESTERSHIRE CCG	56	£4,545	£1,877	£22,527	
112	SOUTH KENT COAST CCG	132	£9,873	£3,652	£43,819	
92	SOUTH LINCOLNSHIRE CCG	68	£6,667	£4,408	£52,895	
128	SOUTH MANCHESTER CCG	125	£9,196	£3,257	£39,087	
37	SOUTH NORFOLK CCG	202	£15,530	£7,326	£87,916	CCGs in the bottom third for available savings
147	SOUTH READING CCG	68	£5,920	£2,586	£31,034	
45	SOUTH SEFTON CCG	83	£10,439	£6,731	£80,778	
22	SOUTH TEES CCG	101	£13,567	£8,748	£104,979	
67	SOUTH TYNESIDE CCG	73	£8,646	£5,708	£68,497	
83	SOUTH WARWICKSHIRE CCG	113	£10,437	£4,818	£57,818	CCGs in the middle third for available savings
203	SOUTH WEST LINCOLNSHIRE CCG	33	£2,306	£990	£11,879	
94	SOUTH WORCESTERSHIRE CCG	141	£10,324	£4,315	£51,781	
115	SOUTHAMPTON CCG	114	£8,726	£3,583	£43,002	
98	SOUTHEND CCG	70	£7,220	£4,071	£48,856	
32	SOUTHERN DERBYSHIRE CCG	241	£18,949	£7,718	£92,618	CCGs in the top third for available savings
156	SOUTHPORT AND FORMBY CCG	30	£3,564	£2,349	£28,183	
77	SOUTHWARK CCG	57	£7,987	£5,220	£62,637	
155	ST HELENS CCG	75	£5,869	£2,415	£28,979	

*Analysis was undertaken using March 2017 tariff and December 2016 Epat Data

RANK	CCG NAME	PACKS DEC 16	SPEND DEC 16	POTENTIAL MONTHLY SAVINGS	POTENTIAL ANNUAL SAVINGS	
	NATIONAL	24,308	£2,098,490	£1,001,755	£12,021,060	
171	STAFFORD AND SURROUNDS CCG	64	£5,141	£2,033	£24,396	CCGs in the bottom third for available savings
69	STOCKPORT CCG	113	£10,909	£5,479	£65,752	
27	STOKE ON TRENT CCG	242	£19,796	£8,377	£100,522	
104	SUNDERLAND CCG	122	£9,745	£3,873	£46,473	
78	SURREY DOWNS CCG	68	£7,905	£5,189	£62,264	CCGs in the middle third for available savings
162	SURREY HEATH CCG	24	£3,279	£2,147	£25,759	
106	SUTTON CCG	42	£5,876	£3,856	£46,274	
195	SWALE CCG	46	£3,517	£1,339	£16,071	
120	SWINDON CCG	61	£5,793	£3,440	£41,282	CCGs in the top third for available savings
184	TAMESIDE AND GLOSSOP CCG	100	£5,954	£1,560	£18,726	
31	TELFORD AND WREKIN CCG	170	£15,593	£7,951	£95,414	
110	THANET CCG	84	£7,578	£3,686	£44,228	
160	THURROCK CCG	65	£4,925	£2,196	£26,352	CCGs in the bottom third for available savings
82	TOWER HAMLETS CCG	70	£8,716	£4,992	£59,907	
137	TRAFFORD CCG	75	£6,709	£2,958	£35,499	
48	VALE OF YORK CCG	94	£10,964	£6,660	£79,923	
190	VALE ROYAL CCG	60	£4,218	£1,484	£17,812	CCGs in the middle third for available savings
50	WAKEFIELD CCG	225	£16,943	£6,524	£78,283	
70	WALSALL CCG	282	£18,337	£5,455	£65,455	
15	WALTHAM FOREST CCG	115	£15,313	£9,953	£119,442	
54	WANDSWORTH CCG	80	£9,746	£6,306	£75,676	CCGs in the top third for available savings
126	WARRINGTON CCG	73	£6,848	£3,287	£39,440	
73	WARWICKSHIRE NORTH CCG	96	£9,533	£5,349	£64,189	
194	WEST CHESHIRE CCG	39	£3,353	£1,344	£16,126	
75	WEST ESSEX CCG	93	£9,494	£5,320	£63,845	CCGs in the bottom third for available savings
46	WEST HAMPSHIRE CCG	141	£13,022	£6,668	£80,019	
6	WEST KENT CCG	397	£30,544	£13,535	£162,421	
197	WEST LANCASHIRE CCG	17	£2,105	£1,292	£15,505	
101	WEST LEICESTERSHIRE CCG	182	£11,838	£4,040	£48,480	CCGs in the middle third for available savings
123	WEST LONDON (K&C & QPP) CCG	174	£10,834	£3,375	£40,495	
96	WEST NORFOLK CCG	121	£10,060	£4,229	£50,750	
19	WEST SUFFOLK CCG	157	£15,498	£9,106	£109,267	
7	WIGAN BOROUGH CCG	176	£20,018	£12,771	£153,253	CCGs in the top third for available savings
119	WILTSHIRE CCG	100	£7,728	£3,472	£41,662	
148	WINDSOR, ASCOT AND MAIDENHEAD CCG	61	£5,379	£2,584	£31,005	
188	WIRRAL CCG	47	£3,647	£1,502	£18,025	
191	WOKINGHAM CCG	39	£3,055	£1,477	£17,723	CCGs in the bottom third for available savings
53	WOLVERHAMPTON CCG	258	£19,251	£6,327	£75,919	
178	WYRE FOREST CCG	56	£4,392	£1,864	£22,372	

*Analysis was undertaken using March 2017 tariff and December 2016 Epat Data

Sign Up Form

The impact500 Team would be delighted to
speak with you on 01603 327 575
Or fill in the application form...

Return completed forms via any of the options below -

Email: enquiries@ccgprescriber.org

Fax: 08452 802301

Visit: www.ccgprescriber.org

Post: impact500 Team, Ecotec Business Park, 37A Turbine Way, Swaffham, PE37 7XD

Name

CCG

Job Title

Telephone Number

Email Address

☐

Sign Up for impact500

☐

I need more information please send to my contact details above

☐

Book a web demonstration for my team. Please send more information and date options.

Preferred Method of Contact

impact500

Dr. Julian Brown
Clinical Lead

Julian Young
Publishing Editor

Stephen Harrington
Data Editor

Helpline: 01603 327575
enquiries@ccgprescriber.org
www.ccgprescriber.org

Safe Dispenser Ltd
37a Turbine Way
Swaffham
Norfolk PE37 7XD

Company Number: 05404915

Data Protection Ref No: Z2536681

© 2017

Except as provided by the Copyright Designs and Patents Act 1988, no part of this publication may be reproduced, stored in a retrieval system or transmitted in any form or by any means without the prior written permission of the publisher.

The target product within this impact500 project has been identified by CCG Prescriber and represents optimum value for the NHS at the time of publication (March 2017). This optimisation project will be reviewed on a six monthly cycle. Safe Dispenser Ltd may benefit directly from utilisation of the product identified within the impact500 Projects.

