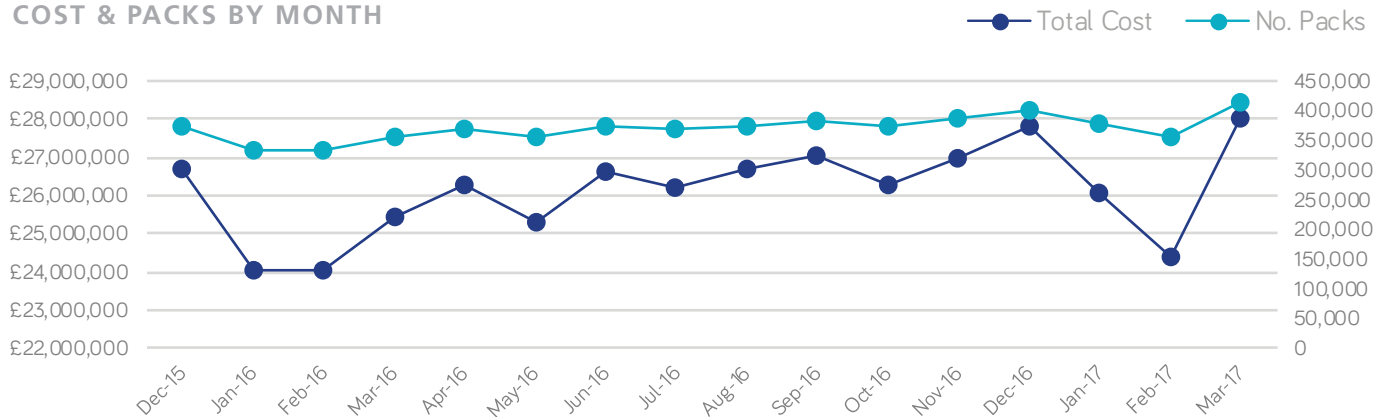


# Pregabalin Market Analysis

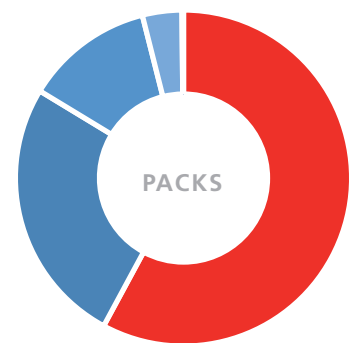
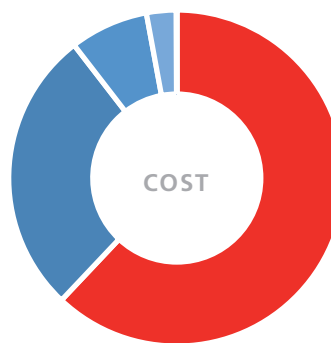
MARCH 2017 EPACT & MAY DRUG TARIFF

## COST & PACKS BY MONTH



## COST & PACKS / MARCH 2017 PRESCRIBING DATA

DRUG	COST	PACKS
Pregabalin	62.0%	57.9%
Lyrica	27.5%	25.8%
Alzain	7.6%	12.4%
Rewisca	2.9%	3.8%
Axalid	0.1%	0.1%



## COST-EFFECTIVE CHOICE



Axalid - £19.95

## BACKGROUND

Pregabalin is currently the most expensive primary care drug for the NHS costing over £300 million per year. A new cost-effective brand of Pregabalin called Axalid, enables your CCG to finally realise savings of 70% with the ability to deliver overall NHS savings in excess of £10 million per month. The impact500 implementation interface will identify suitable patients and ensure that they are appropriate for optimisation. impact500 enables you to implement this medicines optimisation in a safe and compliant manner.

There are more than 350,000 packs per month prescribed in Primary Care across England costing over £25 million each month.

Of this 27% is Lyrica, 11% Alzain and Rewisca (which are discounted up to 40% on the generic price) and the remainder is prescribed generically at £64.40 per 56 capsules (independent of strength). A new brand called Axalid has now been launched which provides a dramatic reduction in price of 70%, costing just £19.95 per pack.

Optimisation opportunities providing such significant savings for the NHS are very infrequent. A Pregabalin Optimisation strategy must be a top priority for all CCGs and needs to be implemented safely, efficiently and in a legally compliant manner. impact500 will allow you to do this using a completely integrated medicines management solution.

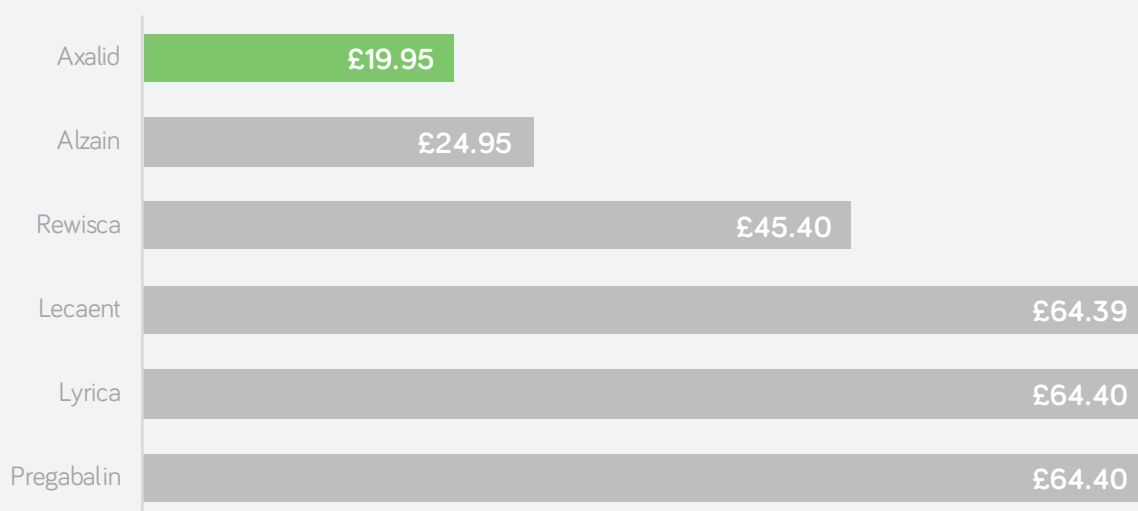
## Cost-Effective Choice

### Axalid - £19.95

This cost-effective brand of pregabalin, called Axalid, enables CCGs to finally realise savings of 70% with the ability to deliver overall NHS savings in excess of £10 million per month.



#### TARIFF - PER 56 CAPSULES



All impact500 projects have been updated with March 2017 prescribing data. Please log in to the interface to see your regional savings analysis down to individual practice level.

Go to: [www.nhspathways.org](http://www.nhspathways.org)

Please use your log in credentials previously issued to all CCGs by the impact500 team

If you have forgotten your username and password or are having difficulties logging In please contact us using the details below.

[chelsea.hindmarch@prescribing.org](mailto:chelsea.hindmarch@prescribing.org)

01603 327 575

# CCG Potential Monthly Savings

CCG NAME	GENERIC PREGABALIN PACKS MAR 2017	GENERIC PREGABALIN SPEND MAR 2017	POTENTIAL MONTHLY SAVING OPTIMISING TO AXALID	
<b>NATIONAL</b>	<b>238,241</b>	<b>£17,187,069</b>	<b>£11,864,624</b>	
AIREDALE, WHARFDALE AND CRAVEN CCG	387	£28,607	£19,752	
ASHFORD CCG	268	£19,668	£13,692	
AYLESBURY VALE CCG	167	£12,502	£8,629	
BARKING AND DAGENHAM CCG	982	£70,838	£48,896	
BARNET CCG	1,522	£110,391	£76,199	
BARNSELY CCG	1,437	£104,130	£71,874	
BASILDON AND BRENTWOOD CCG	970	£70,214	£48,513	
BASSETLAW CCG	514	£36,375	£25,110	
BATH AND NORTH EAST SOMERSET CCG	424	£31,116	£21,482	
BEDFORDSHIRE CCG	500	£36,300	£25,074	
BEXLEY CCG	1,009	£73,221	£50,543	
BIRMINGHAM CROSSCITY CCG	3,616	£266,099	£183,697	
BIRMINGHAM SOUTH AND CENTRAL CCG	1,012	£72,670	£50,159	
BLACKBURN WITH DARWEN CCG	1,045	£74,272	£51,267	
BLACKPOOL CCG	891	£63,607	£43,904	
BOLTON CCG	1,541	£110,191	£76,078	
BRACKNELL AND ASCOT CCG	412	£29,084	£20,075	
BRADFORD CITY CCG	302	£22,022	£15,210	
BRADFORD DISTRICTS CCG	1,231	£92,357	£63,791	
BRENT CCG	816	£58,323	£40,258	
BRIGHTON AND HOVE CCG	975	£68,991	£47,631	
BRISTOL CCG	2,764	£195,196	£134,729	
BROMLEY CCG	1,800	£132,318	£91,325	
BURY CCG	528	£37,442	£25,843	
CALDERDALE CCG	1,318	£97,133	£67,061	
CAMBRIDGESHIRE AND PETERBOROUGH CCG	2,651	£193,689	£133,741	
CAMDEN CCG	623	£46,666	£32,211	
CANNOCK CHASE CCG	691	£48,742	£33,643	
CANTERBURY AND COASTAL CCG	151	£11,085	£7,652	
CASTLE POINT AND ROCHFORD CCG	871	£63,457	£43,845	
CENTRAL LONDON (WESTMINSTER) CCG	1,156	£83,548	£57,679	
CENTRAL MANCHESTER CCG	489	£33,514	£23,133	
CHILTERN CCG	349	£25,271	£17,442	
CHORLEY AND SOUTH RIBBLE CCG	1,012	£72,112	£49,777	
CITY AND HACKNEY CCG	1,332	£93,533	£64,560	
COASTAL WEST SUSSEX CCG	2,094	£150,497	£103,912	
CORBY CCG	250	£17,530	£12,104	
COVENTRY AND RUGBY CCG	1,834	£132,391	£91,380	
CRAWLEY CCG	538	£39,572	£27,317	

Practices with lower available savings

Practices with intermediate available savings

Practices with highest available savings

CCG NAME	GENERIC PREGABALIN PACKS MAR 2017	GENERIC PREGABALIN SPEND MAR 2017	POTENTIAL MONTHLY SAVING BY SWITCHING GENERIC PREGABALIN TO AXALID
<b>NATIONAL</b>	<b>238,241</b>	<b>£17,187,069</b>	<b>£11,864,624</b>
CROYDON CCG	1,348	£96,745	£66,781
CUMBRIA CCG	2,532	£182,669	£126,083
DARLINGTON CCG	59	£4,138	£2,861
DARTFORD, GRAVESHAM AND SWANLEY CCG	1,303	£95,703	£66,059
DONCASTER CCG	2,183	£151,523	£104,592
DORSET CCG	2,636	£198,400	£136,969
DUDLEY CCG	1,670	£124,689	£86,061
DURHAM DALES, EASINGTON AND SEDGEFIELD	898	£64,666	£44,644
EALING CCG	2,053	£143,605	£99,131
EAST AND NORTH HERTFORDSHIRE CCG	1,680	£121,158	£83,682
EAST LANCASHIRE CCG	2,637	£190,031	£131,165
EAST LEICESTERSHIRE AND RUTLAND CCG	740	£52,029	£35,916
EAST RIDING OF YORKSHIRE CCG	1,290	£94,270	£65,075
EAST STAFFORDSHIRE CCG	590	£41,855	£28,890
EAST SURREY CCG	783	£56,307	£38,865
EASTBOURNE, HAILSHAM AND SEAFORD CCG	932	£65,429	£45,164
EASTERN CHESHIRE CCG	330	£23,215	£16,024
ENFIELD CCG	561	£41,115	£28,378
EREWASH CCG	470	£33,359	£23,026
FAREHAM AND GOSPORT CCG	1,246	£90,879	£62,729
FYLDE & WYRE CCG	645	£46,086	£31,812
GATESHEAD CCG	261	£18,553	£12,807
GLOUCESTERSHIRE CCG	656	£48,573	£33,548
GREAT YARMOUTH AND WAVENEY CCG	201	£14,237	£9,832
GREATER HUDDERSFIELD CCG	1,349	£96,915	£66,910
GREATER PRESTON CCG	1,501	£105,820	£73,043
GREENWICH CCG	1,036	£73,830	£50,961
GUILDFORD AND WAVERLEY CCG	1,131	£82,599	£57,016
HALTON CCG	1,167	£81,862	£56,503
HAMBLETON, RICHMONDSHIRE AND WHITBY CCG	487	£34,934	£24,115
HAMMERSMITH AND FULHAM CCG	1,295	£93,055	£64,229
HARDWICK CCG	451	£32,402	£22,395
HARINGEY CCG	644	£47,130	£32,534
HARROGATE AND RURAL DISTRICT CCG	559	£41,564	£28,694
HARROW CCG	756	£55,238	£38,128
HARTLEPOOL AND STOCKTON-ON-TEES CCG	2,623	£185,003	£127,708
HASTINGS AND ROTHER CCG	975	£68,016	£46,948
HAVERING CCG	985	£71,919	£49,643
HEREFORDSHIRE CCG	371	£27,486	£18,972
HERTS VALLEYS CCG	1,346	£97,006	£66,954
HEYWOOD, MIDDLETON AND ROCHDALE CCG	1,411	£101,638	£70,154
HIGH WEALD LEWES HAVENS CCG	737	£53,045	£36,621
HILLINGDON CCG	1,641	£114,650	£79,137
HORSHAM AND MID SUSSEX CCG	1,081	£80,013	£55,230

Practices with lower available savings

Practices with intermediate available savings

Practices with highest available savings

CCG NAME	GENERIC PREGABALIN PACKS MAR 2017	GENERIC PREGABALIN SPEND MAR 2017	POTENTIAL MONTHLY SAVING BY SWITCHING GENERIC PREGABALIN TO AXALID
<b>NATIONAL</b>	<b>238,241</b>	<b>£17,187,069</b>	<b>£11,864,624</b>
HOUNSLOW CCG	1,385	£100,135	£69,128
HULL CCG	1,522	£111,286	£76,835
IPSWICH AND EAST SUFFOLK CCG	1,368	£98,802	£68,219
ISLE OF WIGHT CCG	898	£63,979	£44,181
ISLINGTON CCG	756	£54,891	£37,886
KERNOW CCG	2,458	£176,590	£121,892
KINGSTON CCG	834	£59,950	£41,381
KNOWSLEY CCG	1,906	£134,065	£92,537
LAMBETH CCG	988	£72,344	£49,935
LANCASHIRE NORTH CCG	809	£58,601	£40,447
LEEDS NORTH CCG	934	£70,039	£48,345
LEEDS SOUTH AND EAST CCG	1,728	£127,652	£88,166
LEEDS WEST CCG	1,703	£126,515	£87,330
LEICESTER CITY CCG	1,312	£93,375	£64,467
LEWISHAM CCG	1,430	£102,206	£70,543
LINCOLNSHIRE EAST CCG	2,733	£199,316	£137,602
LINCOLNSHIRE WEST CCG	1,996	£143,994	£99,398
LIVERPOOL CCG	3,219	£225,932	£155,947
LUTON CCG	777	£55,219	£38,127
MANSFIELD AND ASHFIELD CCG	185	£13,790	£9,527
MEDWAY CCG	1,908	£139,539	£96,317
MERTON CCG	860	£62,991	£43,481
MID ESSEX CCG	941	£68,997	£47,643
MILTON KEYNES CCG	694	£51,658	£35,658
NENE CCG	2,674	£186,668	£128,859
NEWARK & SHERWOOD CCG	170	£12,202	£8,422
NEWBURY AND DISTRICT CCG	476	£35,461	£24,477
NEWCASTLE NORTH AND EAST CCG	58	£4,024	£2,778
NEWCASTLE WEST CCG	112	£8,033	£5,546
NEWHAM CCG	1,676	£119,773	£82,676
NORTH & WEST READING CCG	581	£43,633	£30,117
NORTH DERBYSHIRE CCG	1,219	£86,762	£59,903
NORTH DURHAM CCG	741	£53,680	£37,055
NORTH EAST ESSEX CCG	1,867	£139,751	£96,466
NORTH EAST HAMPSHIRE AND FARNHAM CCG	1,049	£75,711	£52,258
NORTH EAST LINCOLNSHIRE CCG	742	£52,817	£36,465
NORTH HAMPSHIRE CCG	567	£40,811	£28,171
NORTH KIRKLEES CCG	899	£65,936	£45,534
NORTH LINCOLNSHIRE CCG	894	£65,307	£45,086
NORTH MANCHESTER CCG	1,271	£87,869	£60,652
NORTH NORFOLK CCG	1,485	£107,732	£74,384
NORTH SOMERSET CCG	1,405	£103,576	£71,492
NORTH STAFFORDSHIRE CCG	1,164	£81,766	£56,440
NORTH TYNESIDE CCG	166	£11,829	£8,166

Practices with lower available savings

Practices with intermediate available savings

Practices with highest available savings

CCG NAME	GENERIC PREGABALIN PACKS MAR 2017	GENERIC PREGABALIN SPEND MAR 2017	POTENTIAL MONTHLY SAVING BY SWITCHING GENERIC PREGABALIN TO AXALID
<b>NATIONAL</b>	<b>238,241</b>	<b>£17,187,069</b>	<b>£11,864,624</b>
NORTH WEST SURREY CCG	1,824	£131,491	£90,762
NORTH, EAST, WEST DEVON CCG	2,947	£210,494	£145,308
NORTHUMBERLAND CCG	654	£47,294	£32,645
NORWICH CCG	346	£25,128	£17,356
NOTTINGHAM CITY CCG	1,518	£107,172	£73,975
NOTTINGHAM NORTH AND EAST CCG	220	£15,756	£10,878
NOTTINGHAM WEST CCG	271	£18,502	£12,770
OLDHAM CCG	1,688	£121,088	£83,579
OXFORDSHIRE CCG	1,892	£141,306	£97,534
PORTSMOUTH CCG	986	£73,381	£50,671
REDBRIDGE CCG	1,106	£81,631	£56,347
REDDITCH AND BROMSGROVE CCG	544	£38,465	£26,551
RICHMOND CCG	672	£50,467	£34,834
ROTHERHAM CCG	1,193	£88,558	£61,161
RUSHCLIFFE CCG	529	£36,939	£25,502
SALFORD CCG	732	£53,104	£36,658
SANDWELL AND WEST BIRMINGHAM CCG	1,980	£141,394	£97,625
SCARBOROUGH AND RYEDALE CCG	500	£35,552	£24,543
SHEFFIELD CCG	3,301	£237,486	£163,933
SHROPSHIRE CCG	726	£53,260	£36,761
SLOUGH CCG	387	£28,077	£19,381
SOLIHULL CCG	1,033	£73,657	£50,866
SOMERSET CCG	2,275	£163,919	£113,137
SOUTH CHESHIRE CCG	391	£28,587	£19,733
SOUTH DEVON AND TORBAY CCG	2,564	£185,352	£127,939
SOUTH EAST STAFFS AND SEISDON PENINSULAR CCG	1,040	£75,908	£52,396
SOUTH EASTERN HAMPSHIRE CCG	1,095	£77,939	£53,796
SOUTH GLOUCESTERSHIRE CCG	230	£17,066	£11,781
SOUTH KENT COAST CCG	225	£16,255	£11,221
SOUTH LINCOLNSHIRE CCG	1,125	£81,833	£56,489
SOUTH MANCHESTER CCG	306	£21,998	£15,185
SOUTH NORFOLK CCG	874	£64,467	£44,498
SOUTH READING CCG	548	£39,509	£27,273
SOUTH SEFTON CCG	688	£48,720	£33,630
SOUTH TEES CCG	3,167	£228,718	£157,891
SOUTH TYNESIDE CCG	1,257	£88,743	£61,255
SOUTH WARWICKSHIRE CCG	779	£55,973	£38,635
SOUTH WEST LINCOLNSHIRE CCG	855	£60,893	£42,030
SOUTH WORCESTERSHIRE CCG	882	£63,781	£44,023
SOUTHAMPTON CCG	367	£26,467	£18,281
SOUTHEND CCG	983	£70,726	£48,847
SOUTHERN DERBYSHIRE CCG	1,841	£133,870	£92,414
SOUTHPORT AND FORMBY CCG	288	£21,158	£14,604
SOUTHWARK CCG	1,092	£81,160	£56,021

Practices with lower available savings

Practices with intermediate available savings

Practices with highest available savings

CCG NAME	GENERIC PREGABALIN PACKS MAR 2017	GENERIC PREGABALIN SPEND MAR 2017	POTENTIAL MONTHLY SAVING BY SWITCHING GENERIC PREGABALIN TO AXALID	
<b>NATIONAL</b>	<b>238,241</b>	<b>£17,187,069</b>	<b>£11,864,624</b>	
ST HELENS CCG	2,574	£181,264	£125,111	
STAFFORD AND SURROUNDS CCG	634	£46,181	£31,875	
STOCKPORT CCG	1,908	£138,511	£95,599	
STOKE ON TRENT CCG	1,949	£138,818	£95,820	
SUNDERLAND CCG	2,024	£147,936	£102,116	
SURREY DOWNS CCG	1,339	£97,739	£67,472	
SURREY HEATH CCG	454	£32,214	£22,234	
SUTTON CCG	768	£55,560	£38,349	
SWALE CCG	186	£13,409	£9,256	
SWINDON CCG	1,307	£93,585	£64,594	
TAMESIDE AND GLOSSOP CCG	284	£20,354	£14,050	
TELFORD AND WREKIN CCG	968	£68,533	£47,305	
THANET CCG	333	£23,902	£16,496	
THURROCK CCG	345	£24,972	£17,254	
TOWER HAMLETS CCG	1,494	£104,205	£71,925	
TRAFFORD CCG	1,352	£96,677	£66,740	
VALE OF YORK CCG	1,483	£105,991	£73,163	
VALE ROYAL CCG	287	£20,268	£13,990	
WAKEFIELD CCG	2,606	£188,127	£129,880	
WALSALL CCG	2,401	£180,070	£124,290	
WALTHAM FOREST CCG	1,300	£94,681	£65,355	
WANDSWORTH CCG	1,103	£80,177	£55,342	
WARRINGTON CCG	1,341	£94,621	£65,341	
WARWICKSHIRE NORTH CCG	535	£37,934	£26,182	
WEST CHESHIRE CCG	572	£40,032	£27,632	
WEST ESSEX CCG	1,076	£79,232	£54,695	
WEST HAMPSHIRE CCG	2,252	£164,159	£113,317	
WEST KENT CCG	2,215	£165,578	£114,288	
WEST LANCASHIRE CCG	943	£65,020	£44,879	
WEST LEICESTERSHIRE CCG	1,351	£96,515	£66,644	
WEST LONDON (K&C & QPP) CCG	1,169	£83,066	£57,356	
WEST NORFOLK CCG	1,407	£100,862	£69,616	
WEST SUFFOLK CCG	673	£48,159	£33,242	
WIGAN BOROUGH CCG	1,093	£78,039	£53,876	
WILTSHIRE CCG	1,566	£114,089	£78,757	
WINDSOR, ASCOT AND MAIDENHEAD CCG	517	£37,206	£25,682	
WIRRAL CCG	2,193	£154,048	£106,329	
WOKINGHAM CCG	703	£52,224	£36,048	
WOLVERHAMPTON CCG	990	£71,418	£49,297	
WYRE FOREST CCG	344	£25,213	£17,402	

Practices with lower available savings

Practices with intermediate available savings

Practices with highest available savings