

6th July 2017



Impact500 Bulletin

Pregabalin Supply Crisis

URGENT MESSAGE

Dear Colleagues

Since the directive from NHS England on Pregabalin dated 21st June 2017 and our impact500 June bulletin there have been two major developments.

1. There is now a national Generic Pregabalin stock crisis with less than two weeks worth of stock left in the market on a product that demands 250,000 packs per month.
2. Pfizer have announced a challenge through their subsidiary Warner-Lambert to the NHS England decision that their patent for a second medical use should be protected and the High Court will be reviewing the situation this autumn.*

Both these developments significantly reduce the likelihood of pregabalin entering into Category M this year.

There are two cost-effective branded pregabalin options: Axalid and Alzain - both of which are still available and provide significant savings over generic prescriptions.

Axalid, the most cost-effective at £19.95, has full stock availability across the country for all strengths and has significant reserve stock in their central depot. Axalid has also received an additional license from the MHRA this week for neuropathic pain.

Please look at the suggested communication letter to prescribers on page 11. In addition please be aware that:

1. Your CCG saves £44.45 per pack by prescribing pregabalin as Axalid (worth over £100,000 per month to most CCGs).
2. Your Patients are able to receive good supply of branded pregabalin (Axalid).
3. The generic stock crisis creates an absolute imperative to implement a brand optimisation within your region.

Please do contact us for further information if needed.

Dr. Julian Brown



Clinical Lead for CCG Prescriber.

*http://www.pharmatimes.com/web_exclusives/pregabalin_the_battle_continues_1196604

Current Generic Pregablin Stock Situation

As you are aware your impact500 interface provides you with daily updates on indicative stock for all impact500 products.

PLEASE FIND THE LATEST IMPACT500 INDICATIVE STOCK STATUS (07/07/2017)

Generic Pregabalin (similar stock shortages for all strengths)

Stock Information

Pregabalin - 150 mg cap Pack of 56

Region	Stock
Eastern England	
London & Home Counties	
London and Southern England	
Midlands	
North East England	
North England	
North West England	
South West	
South, Mid Wales	
Northern Ireland	
Scotland	

Axalid - in stock for all regions and all strengths

Stock Information

Axalid (Pregabalin) - 150 mg caps Pack of 56

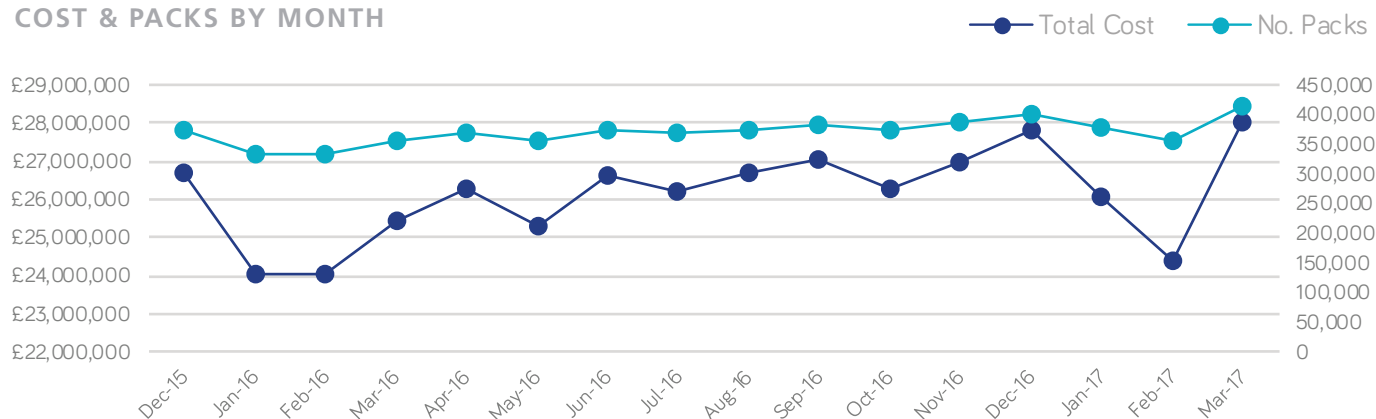
Region	Stock
Eastern England	
London & Home Counties	
London and Southern England	
Midlands	
North East England	
North England	
North West England	
South West	
South, Mid Wales	
Northern Ireland	
Scotland	

Primary Care ordering systems, as of 7th July (date of publication), are already showing Generic Pregabalin out of stock and unavailable to fulfil patient prescriptions.

Pregabalin 200 mg cap Pack of 50	3 orders available	DANHE C127H12188 PP-1 (500 x 5)	Parke-Davis	£54.40	0	Add	
		DANHE C127H12188 PP-1 (500 x 5)	Parke-Davis	£2.00	0	Add	
		Alternatives					
		DANHE C127H12188 PP-1 (500 x 5)	Parke-Davis	£2.00	0	Add	
Pregabalin 200 mg cap Pack of 50	4 orders available	DANHE C127H12188 PP-1 (500 x 5)	Parke-Davis	£2.00	0	Add	
		DANHE C127H12188 PP-1 (500 x 5)	Parke-Davis	£2.00	0	Add	
		Alternatives					
		DANHE C127H12188 PP-1 (500 x 5)	Parke-Davis	£2.00	0	Add	
Pregabalin 50 mg cap Pack of 50	3 orders available	DANHE C127H12188 PP-1 (500 x 5)	Parke-Davis	£84.00	0	Add	
		DANHE C127H12188 PP-1 (500 x 5)	Parke-Davis	£2.00	0	Add	
		Alternatives					
		DANHE C127H12188 PP-1 (500 x 5)	Parke-Davis	£2.00	0	Add	
Pregabalin 75 mg cap Pack of 50	3 orders available	DANHE C127H12188 PP-1 (500 x 5)	Parke-Davis	£2.00	0	Add	
		DANHE C127H12188 PP-1 (500 x 5)	Parke-Davis	£2.00	0	Add	
		Alternatives					
		DANHE C127H12188 PP-1 (500 x 5)	Parke-Davis	£2.00	0	Add	

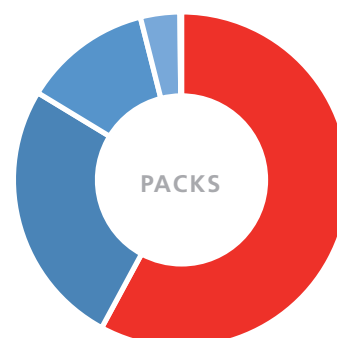
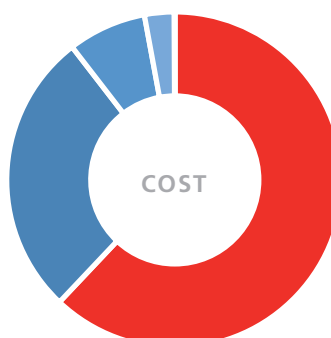
This situation is particularly urgent based on the current NHS demand for pregabalin per month.

COST & PACKS BY MONTH



COST & PACKS / MARCH 2017 PRESCRIBING DATA

DRUG	COST	PACKS
Pregabalin	62.0%	57.9%
Lyrica	27.5%	25.8%
Alzain	7.6%	12.4%
Rewisca	2.9%	3.8%
Axalid	0.1%	0.1%



The Opportunity for the NHS

BACKGROUND

Pregabalin is currently the most expensive drug within the NHS.

Pfizer's general patent for Lyrica expired in 2014, but Pfizer retained the product's patent for the treatment of pain until 2017. Despite being challenged in court Lyrica has, until now, remained the only pregabalin based product licensed for treating certain types of pain including peripheral and central neuropathic pain.

In the NHS England letter dated 21st June 2017 (please see page 4) the Director of Primary Care Commissioning Dr. David Geddes told clinical commissioning groups that previous guidance advising dispensers to supply branded Lyrica for pain "as far as reasonably possible", has been withdrawn and replaced.

From July 17th, **"When dispensing pregabalin for the treatment of any condition, you should dispense in accordance with normal practice"** the NHS England letter states.

It was added that any amendments made to electronic prescription systems to ensure practitioners followed the previous guidance should now be reversed.

This means that generically prescribed pregabalin and Lyrica will continue to cost £64.40 per pack of 56. However, branded generics can now be used for all patients - with Axalid costing £19.95 per pack. This makes Axalid by far the most cost-effective prescribing option for the NHS currently.

Essential Steps in Delivering Cost-effective Pregabalin Prescribing.

1. All practices need to receive the above communications and respond to confirm they have received it.
2. Appropriate patients should be optimised to the most cost-effective agent with immediate effect (currently Axalid with an instant 69% saving).
3. The savings delivered by Axalid from the next two months alone will be £88.90 per patient based on £19.95 per pack. These savings are greater than any savings available through waiting for Category M over the next 12 months even if the price was as low as £5.50 per pack.
4. Once in Category M patients can be transferred back to generic prescribing as appropriate.

AVERAGE MONTHLY SAVINGS FOR THE NHS FOLLOWING
THE NHS ENGLAND ANNOUNCEMENT

£15.7 million

OFFICIAL



Gateway Ref No: 06910

To CCGs:

The following notice should be distributed to all GP practices which are members of your CCG on or before 26 June 2017.

Primary Care Commissioning
Medical Directorate
NHS England
Room 4W56 Quarry House
Leeds
LS2 7UE

To NHS Business Services Authority:

The following notice should be distributed to all community pharmacies on or before 26 June 2017.

21st June 2017

**IMPORTANT INFORMATION IN RELATION TO PRESCRIBING AND DISPENSING
PREGABALIN**

Dear Colleague

We issued guidance in relation to prescribing and dispensing pregabalin on 2 March 2015 pursuant to a patent dispute between Warner-Lambert Company LLC and a number of generic pharmaceutical suppliers. That guidance is now withdrawn and replaced with the following guidance which the Court has required NHS England to issue. **This replacement guidance comes into force on 17 July 2017:**

When dispensing pregabalin for the treatment of any condition, you should dispense in accordance with your normal practice.

In our guidance of 2 March 2015 we asked you to consider amending the operation of any electronic prescription system that is within your power or control to ensure that practitioners were readily able to follow that guidance. If you made such an amendment, we now ask you to reverse it to reflect the revised guidance above as from 17 July 2017.

If you have any questions in relation to the prescription or dispensing of pregabalin, please contact Dr David Geddes, Head of Primary Care Commissioning, NHS England, Quarry House, Quarry Hill, Leeds, LS2 7UE.

Yours sincerely

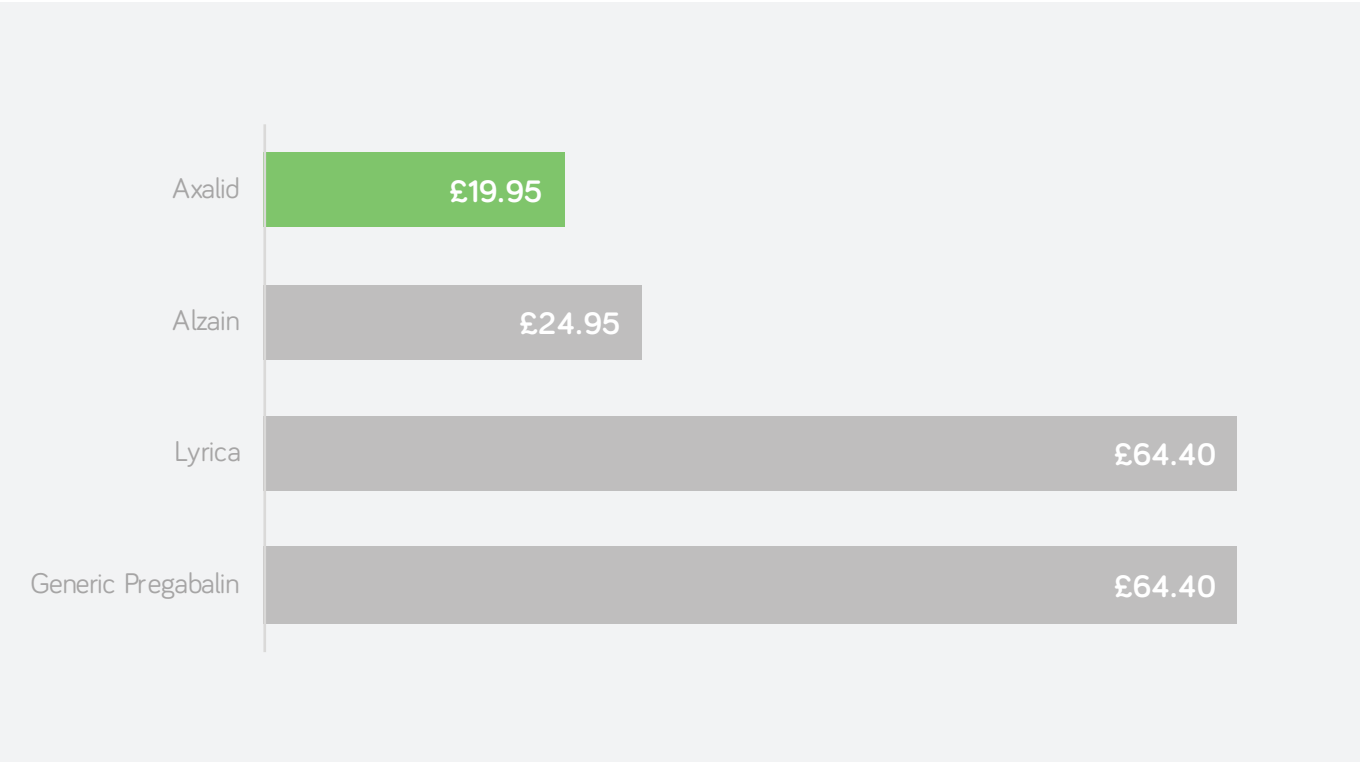
A handwritten signature in blue ink, appearing to read 'David Geddes'.

Dr David Geddes
Director of Primary Care Commissioning
GMC no. 3253722
NHS England

Health and high quality care for all, now and for future generations

Pregabalin Tariff Information

TARIFF - PER 56 CAPSULES



Potential Monthly Savings by CCG

TOTAL AVAILABLE NHS SAVINGS Q3 2017- £47,140,941

CCG	CURRENT MONTHLY SAVINGS AVAILABLE	Q3 2017 TOTAL SAVINGS AVAILABLE
AIREDALE, WHARFDALE AND CRAVEN CCG	£41,327	£123,981
ASHFORD CCG	£17,981	£53,943
AYLESBURY VALE CCG	£10,586	£31,759
BARKING AND DAGENHAM CCG	£56,626	£169,877
BARNET CCG	£70,186	£210,558
BARNLEY CCG	£74,500	£223,501
BASILDON AND BRENTWOOD CCG	£61,945	£185,835
BASSETLAW CCG	£37,764	£113,293
BATH AND NORTH EAST SOMERSET CCG	£35,647	£106,941
BEDFORDSHIRE CCG	£43,791	£131,373
BEXLEY CCG	£64,035	£192,105
BIRMINGHAM CROSSCITY CCG	£266,510	£799,529
BIRMINGHAM SOUTH AND CENTRAL CCG	£65,678	£197,034
BLACKBURN WITH DARWEN CCG	£49,260	£147,779
BLACKPOOL CCG	£41,580	£124,739
BOLTON CCG	£118,549	£355,648
BRACKNELL AND ASCOT CCG	£23,750	£71,249
BRADFORD CITY CCG	£16,231	£48,694
BRADFORD DISTRICTS CCG	£86,189	£258,568
BRENT CCG	£68,807	£206,422
BRIGHTON AND HOVE CCG	£59,559	£178,676
BRISTOL CCG	£137,188	£411,565
BROMLEY CCG	£97,674	£293,022
BURY CCG	£59,144	£177,431
CALDERDALE CCG	£72,447	£217,340
CAMBRIDGESHIRE AND PETERBOROUGH	£180,252	£540,756
CAMDEN CCG	£37,491	£112,474
CANNOCK CHASE CCG	£42,676	£128,027
CANTERBURY AND COASTAL CCG	£24,714	£74,141
CASTLE POINT AND ROCHFORD CCG	£37,354	£112,062
CENTRAL LONDON (WESTMINSTER) CCG	£49,192	£147,575
CENTRAL MANCHESTER CCG	£69,325	£207,976
CHILTERN CCG	£19,253	£57,759
CHORLEY AND SOUTH RIBBLE CCG	£63,989	£191,968
CITY AND HACKNEY CCG	£57,891	£173,673
COASTAL WEST SUSSEX CCG	£152,583	£457,748
CORBY CCG	£13,786	£41,359
COVENTRY AND RUGBY CCG	£108,703	£326,110
CRAWLEY CCG	£42,421	£127,264
CROYDON CCG	£88,156	£264,467
CUMBRIA CCG	£162,650	£487,951
DARLINGTON CCG	£40,508	£121,524

CCG	CURRENT MONTHLY SAVINGS AVAILABLE	Q3 2017 TOTAL SAVINGS AVAILABLE
DARTFORD, GRAVESHAM AND SWANLEY	£89,208	£267,624
DONCASTER CCG	£117,784	£353,352
DORSET CCG	£202,118	£606,354
DUDLEY CCG	£87,170	£261,509
DURHAM DALES, EASINGTON & SEDGEFIELD	£108,214	£324,643
EALING CCG	£94,899	£284,697
EAST AND NORTH HERTFORDSHIRE CCG	£116,655	£349,965
EAST LANCASHIRE CCG	£138,768	£416,304
EAST LEICESTERSHIRE AND RUTLAND CCG	£83,269	£249,808
EAST RIDING OF YORKSHIRE CCG	£98,362	£295,086
EAST STAFFORDSHIRE CCG	£38,436	£115,308
EAST SURREY CCG	£45,088	£135,265
EASTBOURNE, HAILSHAM AND SEAFORD	£51,111	£153,333
EASTERN CHESHIRE CCG	£64,778	£194,335
ENFIELD CCG	£32,850	£98,551
EREWASH CCG	£25,088	£75,265
FAREHAM AND GOSPORT CCG	£71,089	£213,267
FYLDE & WYRE CCG	£53,735	£161,204
GATESHEAD CCG	£24,325	£72,976
GLOUCESTERSHIRE CCG	£71,119	£213,357
GREAT YARMOUTH AND WAVENEY CCG	£18,941	£56,824
GREATER HUDDERSFIELD CCG	£79,199	£237,596
GREATER PRESTON CCG	£88,865	£266,595
GREENWICH CCG	£60,940	£182,819
GUILDFORD AND WAVERLEY CCG	£64,723	£194,170
HALTON CCG	£80,640	£241,921
HAMBLETON, RICHMONDSHIRE & WHITBY	£49,557	£148,671
HAMMERSMITH AND FULHAM CCG	£60,454	£181,361
HARDWICK CCG	£30,683	£92,048
HARINGEY CCG	£31,491	£94,473
HARROGATE AND RURAL DISTRICT CCG	£52,735	£158,205
HARROW CCG	£55,338	£166,013
HARTLEPOOL AND STOCKTON-ON-TEES	£131,730	£395,191
HASTINGS AND ROTHER CCG	£53,157	£159,470
HAVERING CCG	£74,139	£222,417
HEREFORDSHIRE CCG	£33,400	£100,199
HERTS VALLEYS CCG	£111,503	£334,508
HEYWOOD, MIDDLETON AND ROCHDALE	£99,803	£299,410
HIGH WEALD LEWES HAVENS CCG	£54,806	£164,419
HILLINGDON CCG	£76,021	£228,063
HORSHAM AND MID SUSSEX CCG	£75,342	£226,026
HOUNSLOW CCG	£66,237	£198,711

POTENTIAL MONTHLY SAVINGS BY CCG

CCG	CURRENT MONTHLY SAVINGS AVAILABLE	Q3 2017 TOTAL SAVINGS AVAILABLE
HULL CCG	£91,925	£275,774
IPSWICH AND EAST SUFFOLK CCG	£107,160	£321,479
ISLE OF WIGHT CCG	£53,121	£159,364
ISLINGTON CCG	£42,524	£127,571
KERNOW CCG	£160,934	£482,801
KINGSTON CCG	£40,710	£122,131
KNOWSLEY CCG	£107,433	£322,298
LAMBETH CCG	£64,461	£193,382
LANCASHIRE NORTH CCG	£32,646	£97,939
LEEDS NORTH CCG	£54,647	£163,941
LEEDS SOUTH AND EAST CCG	£101,052	£303,157
LEEDS WEST CCG	£106,583	£319,749
LEICESTER CITY CCG	£84,935	£254,805
LEWISHAM CCG	£69,924	£209,772
LINCOLNSHIRE EAST CCG	£159,743	£479,228
LINCOLNSHIRE WEST CCG	£109,982	£329,945
LIVERPOOL CCG	£212,896	£638,688
LUTON CCG	£38,808	£116,425
MANSFIELD AND ASHFIELD CCG	£13,756	£41,267
MEDWAY CCG	£111,567	£334,702
MERTON CCG	£40,357	£121,070
MID ESSEX CCG	£116,745	£350,234
MILTON KEYNES CCG	£58,321	£174,962
NENE CCG	£141,417	£424,251
NEWARK & SHERWOOD CCG	£15,420	£46,261
NEWBURY AND DISTRICT CCG	£34,612	£103,837
NEWCASTLE NORTH AND EAST CCG	£10,958	£32,874
NEWCASTLE WEST CCG	£11,842	£35,527
NEWHAM CCG	£87,768	£263,304
NORTH & WEST READING CCG	£32,048	£96,145
NORTH DERBYSHIRE CCG	£87,811	£263,434
NORTH DURHAM CCG	£82,129	£246,388
NORTH EAST ESSEX CCG	£166,292	£498,875
NORTH EAST HAMPSHIRE AND FARNHAM C	£66,435	£199,306
NORTH EAST LINCOLNSHIRE CCG	£40,972	£122,915
NORTH HAMPSHIRE CCG	£57,985	£173,954
NORTH KIRKLEES CCG	£55,481	£166,443
NORTH LINCOLNSHIRE CCG	£73,386	£220,159
NORTH MANCHESTER CCG	£93,606	£280,817
NORTH NORFOLK CCG	£83,326	£249,977
NORTH SOMERSET CCG	£80,702	£242,107
NORTH STAFFORDSHIRE CCG	£70,687	£212,060
NORTH TYNESIDE CCG	£21,546	£64,637
NORTH WEST SURREY CCG	£99,295	£297,886
NORTH, EAST, WEST DEVON CCG	£250,748	£752,243

CCG	CURRENT MONTHLY SAVINGS AVAILABLE	Q3 2017 TOTAL SAVINGS AVAILABLE
NORTHUMBERLAND CCG	£99,227	£297,682
NORWICH CCG	£31,129	£93,387
NOTTINGHAM CITY CCG	£79,737	£239,212
NOTTINGHAM NORTH AND EAST CCG	£17,510	£52,530
NOTTINGHAM WEST CCG	£15,025	£45,074
OLDHAM CCG	£112,249	£336,747
OXFORDSHIRE CCG	£108,514	£325,541
PORTSMOUTH CCG	£62,322	£186,966
REDBRIDGE CCG	£70,523	£211,569
REDDITCH AND BROMSGROVE CCG	£45,879	£137,638
RICHMOND CCG	£45,755	£137,266
ROTHERHAM CCG	£56,243	£168,730
RUSHCLIFFE CCG	£28,226	£84,678
SALFORD CCG	£88,747	£266,241
SANDWELL AND WEST BIRMINGHAM CCG	£122,193	£366,580
SCARBOROUGH AND RYEDALE CCG	£34,392	£103,176
SHEFFIELD CCG	£101,019	£303,057
SHROPSHIRE CCG	£64,590	£193,769
SLOUGH CCG	£19,806	£59,419
SOLIHULL CCG	£65,054	£195,163
SOMERSET CCG	£167,464	£502,392
SOUTH CHESHIRE CCG	£61,243	£183,728
SOUTH DEVON AND TORBAY CCG	£126,990	£380,969
SOUTH EAST STAFFS & SEISDON PENINSULAR	£74,671	£224,012
SOUTH EASTERN HAMPSHIRE CCG	£60,535	£181,606
SOUTH GLOUCESTERSHIRE CCG	£63,204	£189,612
SOUTH KENT COAST CCG	£29,249	£87,747
SOUTH LINCOLNSHIRE CCG	£71,299	£213,897
SOUTH MANCHESTER CCG	£57,416	£172,247
SOUTH NORFOLK CCG	£49,151	£147,454
SOUTH READING CCG	£35,701	£107,103
SOUTH SEFTON CCG	£81,347	£244,042
SOUTH TEES CCG	£173,354	£520,063
SOUTH TYNESIDE CCG	£68,152	£204,455
SOUTH WARWICKSHIRE CCG	£55,684	£167,051
SOUTH WEST LINCOLNSHIRE CCG	£58,697	£176,092
SOUTH WORCESTERSHIRE CCG	£82,573	£247,718
SOUTHAMPTON CCG	£57,686	£173,058
SOUTHEND CCG	£49,907	£149,722
SOUTHERN DERBYSHIRE CCG	£96,273	£288,820
SOUTHPORT AND FORMBY CCG	£60,986	£182,957
SOUTHWARK CCG	£66,351	£199,052
ST HELENS CCG	£111,573	£334,718
STAFFORD AND SURROUNDS CCG	£42,720	£128,159
STOCKPORT CCG	£102,842	£308,526

POTENTIAL MONTHLY SAVINGS BY CCG

CCG	CURRENT MONTHLY SAVINGS AVAILABLE	Q3 2017 TOTAL SAVINGS AVAILABLE
STOKE ON TRENT CCG	£105,200	£315,599
SUNDERLAND CCG	£130,969	£392,906
SURREY DOWNS CCG	£78,680	£236,039
SURREY HEATH CCG	£26,461	£79,383
SUTTON CCG	£43,202	£129,606
SWALE CCG	£32,219	£96,656
SWINDON CCG	£71,960	£215,881
TAMESIDE AND GLOSSOP CCG	£61,281	£183,844
TELFORD AND WREKIN CCG	£64,188	£192,563
THANET CCG	£35,857	£107,572
THURROCK CCG	£28,489	£85,466
TOWER HAMLETS CCG	£67,962	£203,886
TRAFFORD CCG	£88,368	£265,103
VALE OF YORK CCG	£116,727	£350,181
VALE ROYAL CCG	£43,508	£130,524
WAKEFIELD CCG	£144,153	£432,458
WALSALL CCG	£134,271	£402,813
WALTHAM FOREST CCG	£67,700	£203,100
WANDSWORTH CCG	£75,137	£225,411
WARRINGTON CCG	£86,681	£260,044
WARWICKSHIRE NORTH CCG	£51,654	£154,963
WEST CHESHIRE CCG	£79,094	£237,283
WEST ESSEX CCG	£71,317	£213,952
WEST HAMPSHIRE CCG	£161,592	£484,775
WEST KENT CCG	£148,461	£445,382
WEST LANCASHIRE CCG	£46,533	£139,598
WEST LEICESTERSHIRE CCG	£111,344	£334,031
WEST LONDON (K&C & QPP) CCG	£64,815	£194,444
WEST NORFOLK CCG	£73,707	£221,122
WEST SUFFOLK CCG	£50,218	£150,654
WIGAN BOROUGH CCG	£179,726	£539,178
WILTSHIRE CCG	£87,392	£262,177
WINDSOR, ASCOT AND MAIDENHEAD CCG	£26,872	£80,617
WIRRAL CCG	£122,107	£366,321
WOKINGHAM CCG	£41,660	£124,980
WOLVERHAMPTON CCG	£116,605	£349,814
WYRE FOREST CCG	£27,966	£83,898

Suggested communication to GPs and Prescribers.

Dear Prescriber

Re: Pregabalin in Short Supply

Pregabalin is currently the number one drug utilised in primary care costing over £20 million pounds per month and the generic packs cost £64.40 per pack.

There is currently a national generic shortage and all main UK wholesalers are in short supply.

Axalid is currently a cost-effective branded version of pregabalin and available across the country with excellent stock levels for all doses.

Axalid costs £19.95 per pack providing savings of 70% on the generic prescribing.

Please can you optimise your patients onto Axalid with immediate effect to ensure both cost-effective prescribing and continuity of supply.

Yours Sincerely

impact500

Dr. Julian Brown
Clinical Lead

Julian Young
Publishing Editor

Stephen Harrington
Data Editor

Helpline: 01603 327575
enquiries@ccgprescriber.org
www.ccgprescriber.org

Safe Dispenser Ltd
37a Turbine Way
Swaffham
Norfolk PE37 7XD

Company Number: 05404915

Data Protection Ref No: Z2536681

© 2017

Except as provided by the Copyright Designs and Patents Act 1988, no part of this publication may be reproduced, stored in a retrieval system or transmitted in any form or by any means without the prior written permission of the publisher.

The target product within this impact500 project has been identified by CCG Prescriber and represents optimum value for the NHS at the time of publication (July 2017). This optimisation project will be reviewed on a six monthly cycle. Safe Dispenser Ltd may benefit directly from utilisation of the product identified within the impact500 Projects.

