

May 2017

Optimisation Project Prednisolone Solution

ENABLING SAVINGS FOR THE NHS OF

£40 per pack

UNIQUE OPPORTUNITY

This impact500 Prednisolone Solution Optimisation provides CCGs with an early opportunity in 2017 to realise prescribing savings, review prescribing quality and sample the unique implementation capabilities of the impact500 system enabling savings of £500 million for the NHS.

Overview

Prednisolone 5mg/5ml Oral Solution allows cost-effective soluble prednisolone to be administered to children and those who struggle to swallow tablets. The only alternative available was prednisolone soluble 5mg tablets that currently cost more than £53 per pack, and fail to allow any dosing regimes that fall outside of 5mg increments. The solution allows prescribers to administer accurate dosing of prednisolone to the most vulnerable patients.

- Allows accurate dosing with 5ml single-dose units at a strength of 5mg/5ml
- A low cost alternative to prednisolone 5mg soluble tablets
- Licensed for use in children and adults*
- Allows dosing at increments of 1.25mg, 2.5mg, 3.75mg and 5mg
- Honey and Vanilla cream flavour

BACKGROUND

Prednisolone 5mg/5ml Oral Solution provides a more cost-effective method of administering prednisolone to individuals that struggle to swallow tablets. Prednisolone 5mg Soluble Tablets price continues to escalate, with the 5mg dose costing seven times that of the standard preparation. Prednisolone 5mg/5ml Oral Solution is a sensible formulary choice for NHS prescribers.

PREDNISOLONE 5MG/5ML ORAL SOLUTION OPTIMISATION OPPORTUNITY

PRICE ALERT! Medicine to be stopped

Prednisolone 5mg Soluble Tablets - £52.75

Cost-Effective Choice

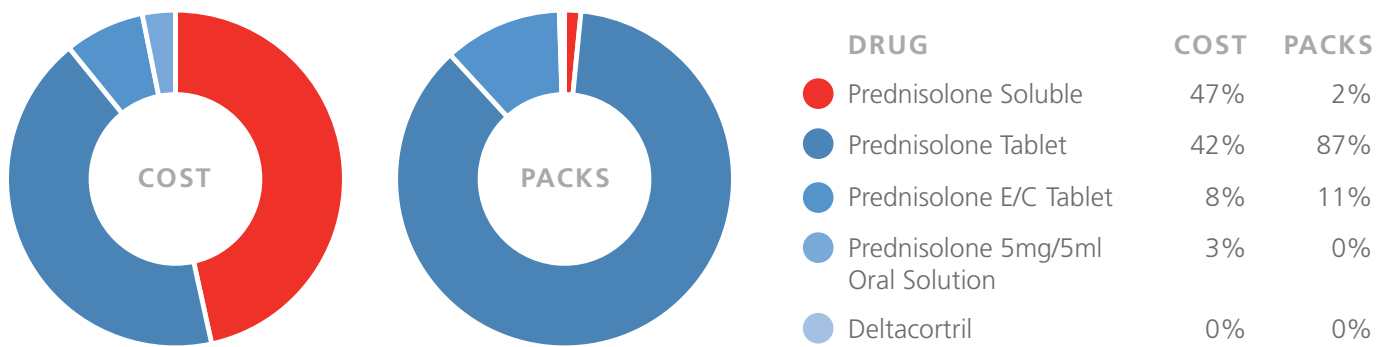
Prednisolone 5mg/5ml Oral Solution - £11.41



* Licensed for use up to doses of 30mg per day.

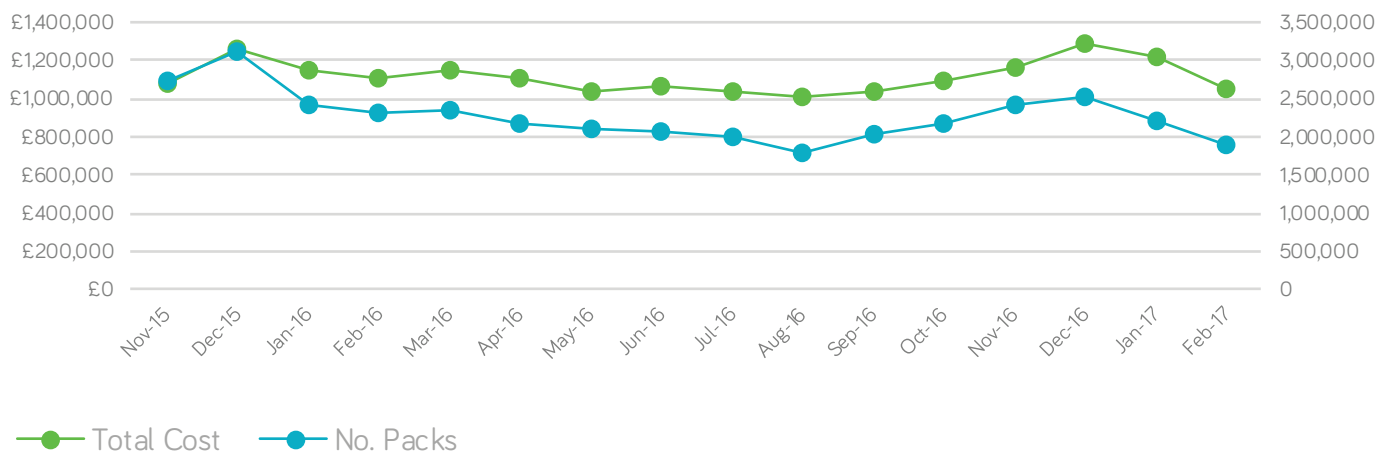
Market Analysis

Prednisolone



Usage Information

PREDNISOLONE / NATIONAL / SPEND & PACKS BY MONTH




PREDNISOLONE TOP PRODUCTS BY EXPENDITURE / NATIONAL / SPEND & PACKS FEBRUARY 2017

Drug		Tariff May 17	Spend Feb 17	Packs Feb 17
TOTAL			£1,882,136	1,047,828
1	5mg Soluble	£52.75	£876,321	16,386
2	5mg Tabs	£0.86	£581,479	663,110
3	1mg Tabs	£0.76	£190,629	243,968
4	5mg E/C Tabs	£1.18	£93,507	76,211
5	Prednisolone 5mg/5ml Oral Solution	£11.41	£59,587	5,222
6	2.5mg E/C Tabs	£1.14	£51,062	42,522
7	25mg Tabs	£75.00	£29,490	394
8	Deltacortril 2.5mg E/C Tabs	£2.02	£48	12
9	Deltacortril 5mg E/C Tabs	£2.20	£12	3

*Prices correct at time of printing.

Analysis was undertaken using May 2017 tariff and February 2017 Epat Data

Tariff Information - May 2017



Drug	Tariff May 17	Doses per Pack	Spend Feb 17	Packs Feb 17	Potential Monthly Savings
TOTAL			£935,908	21,608	£677,392
Prednisolone 5mg/5ml Oral Solution	£11.41	10	£59,587	5,222	
Prednisolone Soluble	£52.75	30	£876,321	16,386	£677,392

ENABLING SAVINGS FOR THE NHS OF

£41.34 per pack

Potential Savings by CCG

Potential Annual Savings by CCG

RANK	CCG	PREDNISOLONE SOLUBLE PACKS	PREDNISOLONE SOLUBLE SPEND	POTENTIAL ANNUAL SAVINGS	
	NATIONAL	15,382	£822,609	£7,630,593	
39	AIREDALE, WHARFDALE AND CRAVEN CCG	96	£5,138	£47,663	
160	ASHFORD CCG	41	£2,193	£20,339	
134	AYLESBURY VALE CCG	50	£2,688	£24,943	
61	BARKING AND DAGENHAM CCG	83	£4,451	£41,294	
117	BARNET CCG	58	£3,084	£28,609	
67	BARNSELY CCG	79	£4,248	£39,409	
109	BASILDON AND BRENTWOOD CCG	63	£3,357	£31,144	
185	BASSETLAW CCG	31	£1,654	£15,349	
176	BATH AND NORTH EAST SOMERSET CCG	35	£1,881	£17,452	
120	BEDFORDSHIRE CCG	56	£3,011	£27,934	
104	BEXLEY CCG	65	£3,478	£32,265	
1	BIRMINGHAM CROSSCITY CCG	325	£17,381	£161,221	
48	BIRMINGHAM SOUTH AND CENTRAL CCG	90	£4,838	£44,880	
103	BLACKBURN WITH DARWEN CCG	65	£3,499	£32,449	
125	BLACKPOOL CCG	53	£2,817	£26,133	
30	BOLTON CCG	110	£5,883	£54,494	
200	BRACKNELL AND ASCOT CCG	24	£1,262	£11,707	
170	BRADFORD CITY CCG	38	£2,007	£18,623	
49	BRADFORD DISTRICTS CCG	90	£4,836	£44,861	
74	BRENT CCG	77	£4,123	£38,243	
150	BRIGHTON AND HOVE CCG	44	£2,357	£21,867	
52	BRISTOL CCG	90	£4,811	£44,627	
147	BROMLEY CCG	45	£2,389	£22,160	
99	BURY CCG	66	£3,549	£32,940	
83	CALDERDALE CCG	74	£3,977	£36,884	
4	CAMBRIDGESHIRE AND PETERBOROUGH CCG	236	£12,632	£117,179	
179	CAMDEN CCG	34	£1,833	£17,006	
206	CANNOCK CHASE CCG	14	£768	£7,124	
90	CANTERBURY AND COASTAL CCG	71	£3,776	£35,018	
133	CASTLE POINT AND ROCHFORD CCG	51	£2,710	£25,126	
204	CENTRAL LONDON (WESTMINSTER) CCG	16	£870	£8,066	
157	CENTRAL MANCHESTER CCG	42	£2,264	£21,009	
137	CHILTERN CCG	49	£2,633	£24,427	
155	CHORLEY AND SOUTH RIBBLE CCG	43	£2,300	£21,326	
116	CITY AND HACKNEY CCG	58	£3,111	£28,852	
25	COASTAL WEST SUSSEX CCG	121	£6,475	£60,055	
211	CORBY CCG	8	£408	£3,785	
17	COVENTRY AND RUGBY CCG	141	£7,537	£69,913	
149	CRAWLEY CCG	45	£2,380	£22,076	
84	CROYDON CCG	74	£3,972	£36,859	

CCGs in the bottom third for available savings

CCGs in the middle third for available savings

CCGs in the top third for available savings

POTENTIAL ANNUAL SAVINGS BY CCG

RANK	CCG	PREDNISOLONE SOLUBLE PACKS	PREDNISOLONE SOLUBLE SPEND	POTENTIAL ANNUAL SAVINGS	
	NATIONAL	15,382	£822,609	£7,630,593	
5	CUMBRIA CCG	229	£12,258	£113,711	CCGs in the bottom third for available savings
178	DARLINGTON CCG	35	£1,856	£17,214	
62	DARTFORD, GRAVESHAM AND SWANLEY CCG	82	£4,391	£40,718	
28	DONCASTER CCG	118	£6,307	£58,508	
7	DORSET CCG	205	£10,967	£101,736	
21	DUDLEY CCG	130	£6,976	£64,704	CCGs in the middle third for available savings
59	DURHAM DALES, EASINGTON AND SEDGEFIELD CCG	84	£4,482	£41,567	
138	EALING CCG	49	£2,604	£24,154	
12	EAST AND NORTH HERTFORDSHIRE	157	£8,395	£77,875	
15	EAST LANCASHIRE CCG	148	£7,940	£73,643	
121	EAST LEICESTERSHIRE AND RUTLAND	55	£2,950	£27,369	
56	EAST RIDING OF YORKSHIRE CCG	87	£4,640	£43,055	
140	EAST STAFFORDSHIRE CCG	48	£2,546	£23,618	
153	EAST SURREY CCG	44	£2,332	£21,619	
44	EASTBOURNE, HAILSHAM AND SEAFORD CCG	92	£4,925	£45,689	
193	EASTERN CHESHIRE CCG	27	£1,458	£13,528	CCGs in the top third for available savings
131	ENFIELD CCG	51	£2,754	£25,533	
205	EREWASH CCG	15	£824	£7,640	
129	FAREHAM AND GOSPORT CCG	52	£2,781	£25,791	
171	FYLDE & WYRE CCG	37	£1,952	£18,107	
132	GATESHEAD CCG	51	£2,751	£25,518	
10	GLOUCESTERSHIRE CCG	171	£9,147	£84,845	
41	GREAT YARMOUTH AND WAVENEY	94	£5,022	£46,582	
158	GREATER HUDDERSFIELD CCG	41	£2,207	£20,473	
127	GREATER PRESTON CCG	52	£2,797	£25,945	
108	GREENWICH CCG	64	£3,403	£31,561	CCGs in the bottom third for available savings
173	GUILDFORD AND WAVERLEY CCG	36	£1,931	£17,918	
136	HALTON CCG	50	£2,651	£24,596	
188	HAMBLETON, RICHMONDSHIRE AND WHITBY CCG	30	£1,592	£14,763	
174	HAMMERSMITH AND FULHAM CCG	36	£1,927	£17,884	
190	HARDWICK CCG	29	£1,553	£14,401	
145	HARINGEY CCG	46	£2,482	£23,013	
197	HARROGATE AND RURAL DISTRICT	26	£1,383	£12,834	
115	HARROW CCG	59	£3,129	£29,021	
43	HARTLEPOOL & STOCKTON-ON-TEES	93	£4,949	£45,892	
55	HASTINGS AND ROTHER CCG	88	£4,696	£43,546	CCGs in the bottom third for available savings
152	HAVERING CCG	44	£2,332	£21,624	
130	HEREFORDSHIRE CCG	52	£2,767	£25,662	
9	HERTS VALLEYS CCG	173	£9,247	£85,787	
64	HEYWOOD, MIDDLETON & ROCH-DALE	80	£4,303	£39,915	

POTENTIAL ANNUAL SAVINGS BY CCG

RANK	CCG	PREDNISOLONE SOLUBLE PACKS	PREDNISOLONE SOLUBLE SPEND	POTENTIAL ANNUAL SAVINGS	
	NATIONAL	15,382	£822,609	£7,630,593	
139	HIGH WEALD LEWES HAVENS CCG	48	£2,571	£23,852	CCGs in the bottom third for available savings
105	HILLINGDON CCG	65	£3,464	£32,136	
162	HORSHAM AND MID SUSSEX CCG	40	£2,155	£19,997	
141	HOUNSLOW CCG	48	£2,542	£23,589	
88	HULL CCG	71	£3,815	£35,380	
34	IPSWICH AND EAST SUFFOLK CCG	103	£5,494	£50,972	CCGs in the middle third for available savings
198	ISLE OF WIGHT CCG	25	£1,323	£12,263	
207	ISLINGTON CCG	14	£761	£7,059	
18	KERNOW CCG	140	£7,484	£69,421	
175	KINGSTON CCG	35	£1,888	£17,507	
135	KNOWSLEY CCG	50	£2,665	£24,725	CCGs in the top third for available savings
144	LAMBETH CCG	46	£2,481	£23,018	
194	LANCASHIRE NORTH CCG	27	£1,419	£13,166	
82	LEEDS NORTH CCG	74	£3,979	£36,908	
114	LEEDS SOUTH AND EAST CCG	59	£3,141	£29,130	
38	LEEDS WEST CCG	98	£5,253	£48,720	CCGs in the bottom third for available savings
68	LEICESTER CITY CCG	79	£4,214	£39,081	
142	LEWISHAM CCG	47	£2,519	£23,360	
100	LINCOLNSHIRE EAST CCG	66	£3,537	£32,816	
70	LINCOLNSHIRE WEST CCG	78	£4,175	£38,719	
24	LIVERPOOL CCG	122	£6,517	£60,457	CCGs in the middle third for available savings
91	LUTON CCG	70	£3,763	£34,914	
164	MANSFIELD AND ASHFIELD CCG	40	£2,143	£19,878	
66	MEDWAY CCG	80	£4,264	£39,557	
119	MERTON CCG	57	£3,054	£28,331	
51	MID ESSEX CCG	90	£4,811	£44,632	CCGs in the top third for available savings
71	MILTON KEYNES CCG	78	£4,166	£38,645	
89	NENE CCG	71	£3,790	£35,167	
166	NEWARK & SHERWOOD CCG	40	£2,123	£19,699	
203	NEWBURY AND DISTRICT CCG	22	£1,193	£11,063	
172	NEWCASTLE NORTH AND EAST CCG	36	£1,932	£17,923	CCGs in the bottom third for available savings
159	NEWCASTLE WEST CCG	41	£2,208	£20,458	
32	NEWHAM CCG	104	£5,587	£51,816	
201	NORTH & WEST READING CCG	23	£1,219	£11,311	
58	NORTH DERBYSHIRE CCG	86	£4,587	£42,549	
73	NORTH DURHAM CCG	77	£4,136	£38,367	CCGs in the middle third for available savings
16	NORTH EAST ESSEX CCG	145	£7,756	£71,942	
148	NORTH EAST HAMPSHIRE & FARNHAM	45	£2,383	£22,105	
196	NORTH EAST LINCOLNSHIRE CCG	26	£1,398	£12,963	
154	NORTH HAMPSHIRE CCG	44	£2,326	£21,579	
87	NORTH KIRKLEES CCG	72	£3,840	£35,624	CCGs in the top third for available savings
167	NORTH LINCOLNSHIRE CCG	39	£2,107	£19,551	
42	NORTH MANCHESTER CCG	93	£4,997	£46,349	
122	NORTH NORFOLK CCG	55	£2,938	£27,250	
106	NORTH SOMERSET CCG	64	£3,439	£31,893	

POTENTIAL ANNUAL SAVINGS BY CCG

RANK	CCG	PREDNISOLONE SOLUBLE PACKS	PREDNISOLONE SOLUBLE SPEND	POTENTIAL ANNUAL SAVINGS	
	NATIONAL	15,382	£822,609	£7,630,593	
78	NORTH STAFFORDSHIRE CCG	76	£4,081	£37,861	CCGs in the bottom third for available savings
86	NORTH TYNESIDE CCG	74	£3,936	£36,507	
112	NORTH WEST SURREY CCG	60	£3,236	£30,008	
2	NORTH, EAST, WEST DEVON CCG	279	£14,942	£138,585	
180	NORTHUMBERLAND CCG	34	£1,820	£16,887	
50	NORWICH CCG	90	£4,836	£44,856	CCGs in the middle third for available savings
29	NOTTINGHAM CITY CCG	112	£5,993	£55,601	
151	NOTTINGHAM NORTH AND EAST CCG	44	£2,346	£21,763	
181	NOTTINGHAM WEST CCG	33	£1,779	£16,505	
46	OLDHAM CCG	91	£4,888	£45,342	
23	OXFORDSHIRE CCG	124	£6,615	£61,370	CCGs in the top third for available savings
98	PORTSMOUTH CCG	67	£3,581	£33,218	
57	REDBRIDGE CCG	86	£4,599	£42,663	
161	REDDITCH AND BROMSGROVE CCG	41	£2,168	£20,111	
126	RICHMOND CCG	53	£2,809	£26,064	
60	ROTHERHAM CCG	83	£4,455	£41,323	CCGs in the bottom third for available savings
163	RUSHCLIFFE CCG	40	£2,148	£19,928	
54	SALFORD CCG	88	£4,722	£43,809	
3	SANDWELL AND WEST BIRMINGHAM CCG	275	£14,680	£136,174	
169	SCARBOROUGH AND RYEDALE CCG	38	£2,009	£18,633	
14	SHEFFIELD CCG	151	£8,070	£74,868	CCGs in the middle third for available savings
27	SHROPSHIRE CCG	120	£6,409	£59,440	
199	SLOUGH CCG	24	£1,269	£11,777	
53	SOLIHULL CCG	90	£4,794	£44,469	
36	SOMERSET CCG	100	£5,359	£49,712	
110	SOUTH CHESHIRE CCG	61	£3,280	£30,425	CCGs in the top third for available savings
33	SOUTH DEVON AND TORBAY CCG	104	£5,540	£51,399	
124	SOUTH EAST STAFFS AND SEISDON PENINSULAR CCG	53	£2,840	£26,347	
79	SOUTH EASTERN HAMPSHIRE CCG	76	£4,063	£37,682	
76	SOUTH GLOUCESTERSHIRE CCG	77	£4,102	£38,049	
111	SOUTH KENT COAST CCG	61	£3,253	£30,182	CCGs in the bottom third for available savings
65	SOUTH LINCOLNSHIRE CCG	80	£4,296	£39,845	
165	SOUTH MANCHESTER CCG	40	£2,127	£19,729	
97	SOUTH NORFOLK CCG	67	£3,606	£33,461	
168	SOUTH READING CCG	39	£2,075	£19,253	
143	SOUTH SEFTON CCG	47	£2,501	£23,197	CCGs in the middle third for available savings
26	SOUTH TEES CCG	120	£6,430	£59,634	
183	SOUTH TYNESIDE CCG	33	£1,740	£16,142	
75	SOUTH WARWICKSHIRE CCG	77	£4,120	£38,218	
182	SOUTH WEST LINCOLNSHIRE CCG	33	£1,752	£16,262	
31	SOUTH WORCESTERSHIRE CCG	110	£5,860	£54,365	CCGs in the top third for available savings
80	SOUTHAMPTON CCG	76	£4,050	£37,588	

POTENTIAL ANNUAL SAVINGS BY CCG

RANK	CCG	PREDNISOLONE SOLUBLE PACKS	PREDNISOLONE SOLUBLE SPEND	POTENTIAL ANNUAL SAVINGS	
	NATIONAL	15,382	£822,609	£7,630,593	
156	SOUTHEND CCG	43	£2,280	£21,148	CCGs in the bottom third for available savings
19	SOUTHERN DERBYSHIRE CCG	138	£7,371	£68,385	
186	SOUTHPORT AND FORMBY CCG	31	£1,651	£15,319	
101	SOUTHWARK CCG	66	£3,528	£32,731	CCGs in the middle third for available savings
187	ST HELENS CCG	30	£1,615	£14,987	
96	STAFFORD AND SURROUNDS CCG	68	£3,624	£33,619	
93	STOCKPORT CCG	69	£3,694	£34,264	CCGs in the top third for available savings
20	STOKE ON TRENT CCG	133	£7,088	£65,741	
72	SUNDERLAND CCG	78	£4,155	£38,550	
81	SURREY DOWNS CCG	75	£4,038	£37,444	CCGs in the bottom third for available savings
208	SURREY HEATH CCG	14	£752	£6,980	
177	SUTTON CCG	35	£1,863	£17,278	
192	SWALE CCG	28	£1,490	£13,821	CCGs in the middle third for available savings
92	SWINDON CCG	70	£3,729	£34,592	
69	TAMESIDE AND GLOSSOP CCG	78	£4,196	£38,917	
77	TELFORD AND WREKIN CCG	77	£4,095	£37,985	CCGs in the top third for available savings
118	THANET CCG	58	£3,075	£28,530	
184	THURROCK CCG	32	£1,729	£16,038	
40	TOWER HAMLETS CCG	94	£5,041	£46,756	CCGs in the bottom third for available savings
107	TRAFFORD CCG	64	£3,405	£31,585	
102	VALE OF YORK CCG	66	£3,510	£32,558	
202	VALE ROYAL CCG	22	£1,196	£11,092	CCGs in the middle third for available savings
128	WAKEFIELD CCG	52	£2,788	£25,866	
11	WALSALL CCG	158	£8,453	£78,420	
47	WALTHAM FOREST CCG	91	£4,854	£45,024	CCGs in the top third for available savings
94	WANDSWORTH CCG	68	£3,660	£33,947	
85	WARRINGTON CCG	74	£3,970	£36,829	
146	WARWICKSHIRE NORTH CCG	46	£2,471	£22,919	CCGs in the bottom third for available savings
45	WEST CHESHIRE CCG	92	£4,906	£45,505	
63	WEST ESSEX CCG	82	£4,378	£40,604	
6	WEST HAMPSHIRE CCG	223	£11,940	£110,755	CCGs in the top third for available savings
8	WEST KENT CCG	182	£9,731	£90,267	
209	WEST LANCASHIRE CCG	13	£674	£6,246	
113	WEST LEICESTERSHIRE CCG	59	£3,177	£29,457	CCGs in the middle third for available savings
210	WEST LONDON (K&C & QPP) CCG	11	£588	£5,457	
189	WEST NORFOLK CCG	30	£1,583	£14,689	
35	WEST SUFFOLK CCG	102	£5,467	£50,709	CCGs in the top third for available savings
95	WIGAN BOROUGH CCG	68	£3,637	£33,743	
37	WILTSHIRE CCG	99	£5,277	£48,948	
191	WINDSOR, ASCOT AND MAIDEN-HEAD CCG	28	£1,490	£13,826	CCGs in the bottom third for available savings
22	WIRRAL CCG	130	£6,967	£64,619	
123	WOKINGHAM CCG	54	£2,865	£26,570	
13	WOLVERHAMPTON CCG	155	£8,293	£76,947	CCGs in the top third for available savings
195	WYRE FOREST CCG	26	£1,398	£12,968	

Sign Up Form

The impact500 Team would be delighted to
speak with you on 01603 327 575
Or fill in the application form...

Return completed forms via any of the options below -

Email: enquiries@ccgprescriber.org

Fax: 08452 802301

Visit: www.ccgprescriber.org

Post: impact500 Team, Ecotec Business Park, 37A Turbine Way, Swaffham, PE37 7XD

Name

CCG

Job Title

Telephone Number

Email Address

☐

Sign Up for impact500

☐

I need more information please send to my contact details above

☐

Book a web demonstration for my team. Please send more information and date options.

Preferred Method of Contact

impact500

Dr. Julian Brown
Clinical Lead

Julian Young
Publishing Editor

Stephen Harrington
Data Editor

Helpline: 01603 327575
enquiries@ccgprescriber.org
www.ccgprescriber.org

Safe Dispenser Ltd
37a Turbine Way
Swaffham
Norfolk PE37 7XD

Company Number: 05404915

Data Protection Ref No: Z2536681

© 2017

Except as provided by the Copyright Designs and Patents Act 1988, no part of this publication may be reproduced, stored in a retrieval system or transmitted in any form or by any means without the prior written permission of the publisher.

The target product within this impact500 project has been identified by CCG Prescriber and represents optimum value for the NHS at the time of publication (May 2017). This optimisation project will be reviewed on a six monthly cycle. Safe Dispenser Ltd may benefit directly from utilisation of the product identified within the impact500 Projects.

