

# Galzemic XL

## Optimisation Project

# Galantamine XL

---

ENABLING ANNUAL SAVINGS FOR THE NHS OF

# £4 million

---

## UNIQUE OPPORTUNITY

---

This impact500 Galantamine XL Optimisation provides CCGs with an early opportunity in 2017 to realise prescribing savings, review prescribing quality and sample the unique implementation capabilities of the impact500 system enabling savings of £500 million for the NHS.

# Overview

## OBJECTIVE

Galantamine modified-release products cost the NHS in excess of £7 million in 2016. Galzemic XL is a new cost-effective brand providing savings of 63% from the generic prescriptions and significant savings from all other brands. This optimisation project allows your CCG to immediately realise these savings. impact500 allows safe and effective implementation based on genuine patient needs and insight.

## BACKGROUND OF USE

There are currently more than 140,000 packs per annum prescribed in Primary Care across England costing £7million each year. 40% of this utilisation is prescribed generically (unspecified) costing more than double the price and without the benefits of brand continuity.

## COST-EFFECTIVENESS OPPORTUNITY

Within England alone CCGs can save more than £4million from their prescribing costs per annum by using this model (please see page 8 for full list of CCG savings).

Galzemic XL provides savings of over £400 per patient per year achieved simply through changing from a generic to a brand.

## PRESCRIBING OPTIMISATION

This impact500 medicine optimisation offers all CCGs the opportunity to review and analyse their Galantamine XL prescribing to ensure any best practice optimisations are identified.

## SAFETY OPTIMISATIONS

Your impact500 implementation interface will identify suitable patients and ensure that they are appropriate for optimisation. The system will also identify patients with multiple optimisation opportunities, ensuring your CCG can implement this beneficial medicine optimisation with inbuilt validation.

Stock availability is an essential part of a quality optimisation. impact500 activated products all have excellent stock availability which is tracked centrally to ensure effective optimisation.

## RAPID IMPLEMENTATION

To realise these significant savings there needs to be an effortless and effective implementation strategy. All the essential requirements to achieve this are captured within the impact500 program

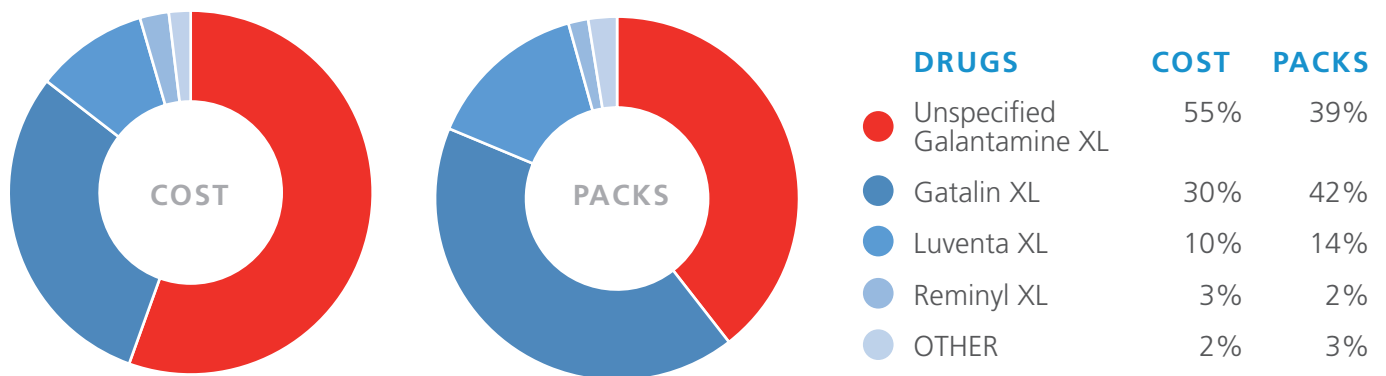
## CONCLUSION

This project allows CCGs to individually save up to £130,000 from their prescribing budget per annum. impact500 is available now and will provide all the tools necessary for rapid implementation to ensure the delivery of this optimisation without an increase in workload or cost and without any compromise to patient safety.



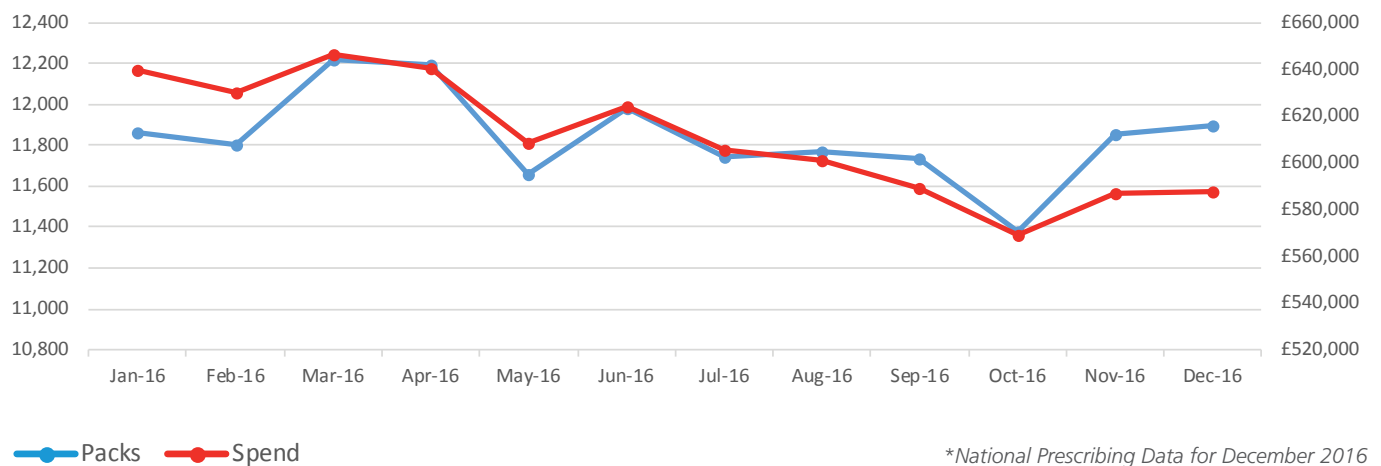
# Galantamine XL Market Analysis

# Class: Galantamine XL



## Usage Information

### GALANTAMINE XL - NATIONAL SPEND / PACKS BY MONTH




### GALANTAMINE XL TOP PRODUCTS BY EXPENDITURE

#### NATIONAL SPEND / PACKS DECEMBER 2016


	DRUG	8MG TARIFF	16MG TARIFF	24MG TARIFF	COST / MONTH	PACKS / MONTH
	<b>TOTAL</b>				<b>£582,938</b>	<b>11,784</b>
1	Unspecified	£51.88	£64.90	£79.80	£326,116	4,696
2	Gatalin	£25.94	£32.45	£39.90	£176,232	4,976
3	Luventa	£25.42	£31.80	£39.10	£58,854	1,714
4	Reminyl	£51.88	£64.90	£79.80	£15,140	210
5	Gazylan	£25.41	£31.79	£39.09	£6,596	188
	<b>Galzemic</b>	<b>£19.05</b>	<b>£23.84</b>	<b>£29.32</b>	<b>£2,822</b>	<b>86</b>

# Drug Tariff - March 2017


## GALANTAMINE XL 8MG TARIFFS



## GALANTAMINE XL 16MG TARIFFS



## GALANTAMINE 24MG TARIFFS



DRUG	PACKS DEC 2016	COST DEC 2016	POTENTIAL MONTHLY SAVINGS
<b>TOTAL</b>	<b>11,899</b>	<b>£587,661</b>	<b>£280,162</b>
Unspecified	4,696	£326,116	£206,310
Gatalin	4,976	£176,232	£46,746
Luventa	1,714	£58,854	£14,727
Reminyl	210	£15,140	£9,578
Gazylan	188	£6,596	£1,649
Acumor	17	£1,193	£732
Galsya	8	£426	£242
Lotprosin	2	£152	£96
Elmino	2	£130	£82
Galzemic	86	£2,822	£0
Galantex	0	£0	£0
Zeebral	0	£0	£0
Consion	0	£0	£0

Prescribing all Galantamine XL as Galzemic XL will save in 2017 an average of **£400 per patient**

# Galantamine XL

## CCG Savings Potential



# Galantamine XL Savings Potential

## DECEMBER 2016 EPACT DATA

Rank	CCG Name	Packs Dec 16	Spend Dec 16	Potential Annual Savings
	NATIONAL	11,697	£578,827	£3,317,373.60
103	AIREDALE, WHARFDALE AND CRAVEN CCG	98	£3,262	£11,396.13
187	ASHFORD CCG	16	£678	£2,796.90
123	AYLESBURY VALE CCG	29	£1,488	£9,226.68
158	BARKING AND DAGENHAM CCG	16	£845	£5,268.87
170	BARNET CCG	23	£925	£3,906.12
168	BARNLEY CCG	32	£1,161	£4,212.84
86	BASILDON AND BRENTWOOD CCG	56	£2,516	£13,113.12
75	BASSETLAW CCG	29	£2,014	£14,932.80
98	BATH AND NORTH EAST SOMERSET CCG	43	£2,159	£11,967.65
117	BEDFORDSHIRE CCG	58	£2,233	£9,791.61
105	BEXLEY CCG	38	£1,768	£11,191.35
176	BIRMINGHAM CROSSCITY CCG	9	£516	£3,591.72
204	BIRMINGHAM SOUTH AND CENTRAL CCG	4	£177	£915.72
127	BLACKBURN WITH DARWEN CCG	38	£1,745	£8,864.16
67	BLACKPOOL CCG	108	£4,385	£15,386.88
46	BOLTON CCG	126	£4,808	£20,541.38
129	BRACKNELL AND ASCOT CCG	31	£1,472	£8,643.06
124	BRADFORD CITY CCG	27	£1,419	£9,088.47
21	BRADFORD DISTRICTS CCG	132	£6,093	£33,657.41
130	BRENT CCG	17	£1,134	£8,610.30
153	BRIGHTON AND HOVE CCG	24	£1,023	£5,671.41
43	BRISTOL CCG	152	£5,762	£20,868.64
102	BROMLEY CCG	24	£1,534	£11,643.24
92	BURY CCG	67	£2,886	£12,656.64
150	CALDERDALE CCG	37	£1,518	£6,082.91
11	CAMBRIDGESHIRE AND PETERBOROUGH CCG	267	£10,878	£42,991.88
188	CAMDEN CCG	7	£363	£2,757.72
161	CANNOCK CHASE CCG	23	£1,047	£5,035.26
165	CANTERBURY AND COASTAL CCG	26	£1,013	£4,542.36
42	CASTLE POINT AND ROCHFORD CCG	89	£4,023	£20,969.02
174	CENTRAL LONDON (WESTMINSTER) CCG	12	£609	£3,739.74
199	CENTRAL MANCHESTER CCG	13	£499	£1,366.86
112	CHILTERN CCG	58	£2,343	£10,558.08
113	CHORLEY AND SOUTH RIBBLE CCG	41	£1,907	£10,288.26
6	COASTAL WEST SUSSEX CCG	134	£9,337	£70,322.70
181	CORBY CCG	31	£1,012	£3,220.92
72	COVENTRY AND RUGBY CCG	96	£3,790	£15,103.80
39	CRAWLEY CCG	43	£2,924	£22,199.52
24	CROYDON CCG	61	£4,172	£31,450.15
2	CUMBRIA CCG	252	£17,022	£123,578.64
68	DARLINGTON CCG	29	£2,009	£15,230.73

CCGs in the bottom third for available savings

CCGs in the middle third for available savings

CCGs in the top third for available savings

Rank	CCG Name	Packs Dec 16	Spend Dec 16	Potential Annual Savings
	NATIONAL	11,697	£578,827	£3,317,373.60
101	DARTFORD, GRAVESHAM AND SWANLEY CCG	33	£1,773	£11,645.70
56	DONCASTER CCG	95	£4,129	£17,648.94
1	DORSET CCG	256	£17,167	£130,331.75
179	DUDLEY CCG	8	£488	£3,351.84
16	DURHAM DALES, EASINGTON AND SEDGEFIELD CCG	76	£4,961	£36,007.76
107	EALING CCG	21	£1,459	£11,076.18
114	EAST AND NORTH HERTFORDSHIRE CCG	38	£1,890	£10,267.56
63	EAST LANCASHIRE CCG	128	£4,600	£15,949.38
202	EAST LEICESTERSHIRE AND RUTLAND CCG	2	£160	£1,211.52
163	EAST RIDING OF YORKSHIRE CCG	25	£972	£4,764.57
190	EAST STAFFORDSHIRE CCG	9	£486	£2,601.11
78	EAST SURREY CCG	27	£1,926	£14,618.28
61	EASTBOURNE, HAILSHAM AND SEAFORD CCG	42	£2,286	£16,373.34
62	EASTERN CHESHIRE CCG	101	£4,152	£16,166.52
184	ENFIELD CCG	8	£456	£3,082.29
156	EREWASH CCG	46	£1,601	£5,586.62
116	FAREHAM AND GOSPORT CCG	39	£1,851	£9,852.00
60	FYLDE & WYRE CCG	91	£3,971	£16,684.95
15	GATESHEAD CCG	69	£5,017	£38,083.72
55	GLOUCESTERSHIRE CCG	52	£2,767	£17,899.11
66	GREAT YARMOUTH AND WAVENEY CCG	69	£3,121	£15,439.92
50	GREATER HUDDERSFIELD CCG	99	£4,192	£20,123.93
85	GREATER PRESTON CCG	29	£1,937	£13,298.83
47	GREENWICH CCG	48	£2,899	£20,419.47
28	GUILDFORD AND WAVERLEY CCG	54	£3,746	£28,262.76
145	HALTON CCG	12	£891	£6,767.58
160	HAMBLETON, RICHMONDSHIRE AND WHITBY CCG	35	£1,324	£5,132.04
84	HAMMERSMITH AND FULHAM CCG	60	£2,777	£13,340.85
209	HARDWICK CCG	5	£181	£543.12
180	HARINGEY CCG	6	£436	£3,309.72
81	HARROGATE AND RURAL DISTRICT CCG	101	£3,555	£14,346.63
192	HARROW CCG	10	£454	£2,304.06
13	HARTLEPOOL AND STOCKTON-ON-TEES CCG	140	£7,074	£40,702.30
166	HASTINGS AND ROTHER CCG	11	£652	£4,476.96
189	HAVERING CCG	17	£661	£2,679.48
90	HEREFORDSHIRE CCG	46	£2,328	£12,876.12
169	HERTS VALLEYS CCG	27	£1,033	£4,071.12
58	HEYWOOD, MIDDLETON AND ROCHDALE CCG	45	£2,630	£17,049.06
99	HIGH WEALD LEWES HAVENS CCG	76	£2,733	£11,957.13
125	HILLINGDON CCG	21	£1,240	£8,946.12
20	HORSHAM AND MID SUSSEX CCG	66	£4,541	£33,879.69
136	HOUNSLOW CCG	20	£1,166	£7,841.58
164	HULL CCG	14	£709	£4,689.00

CCGs in the bottom third for available savings

CCGs in the middle third for available savings

CCGs in the top third for available savings

Rank	CCG Name	Packs Dec 16	Spend Dec 16	Potential Annual Savings
	NATIONAL	11,697	£578,827	£3,317,373.60
143	IPSWICH AND EAST SUFFOLK CCG	36	£1,461	£6,886.32
172	ISLE OF WIGHT CCG	11	£599	£3,829.32
196	ISLINGTON CCG	5	£274	£1,797.84
40	KERNOW CCG	47	£2,918	£21,837.15
53	KINGSTON CCG	36	£2,476	£18,797.85
155	KNOWSLEY CCG	15	£870	£5,602.68
131	LAMBETH CCG	17	£1,121	£8,508.30
31	LANCASHIRE NORTH CCG	64	£3,947	£26,244.69
74	LEEDS NORTH CCG	60	£2,829	£14,973.06
27	LEEDS SOUTH AND EAST CCG	102	£5,221	£28,771.80
10	LEEDS WEST CCG	84	£6,099	£45,153.33
210	LEICESTER CITY CCG	1	£53	£174.28
34	LEWISHAM CCG	43	£3,012	£22,869.48
51	LINCOLNSHIRE EAST CCG	89	£3,942	£19,674.84
71	LINCOLNSHIRE WEST CCG	56	£2,677	£15,148.74
118	LIVERPOOL CCG	60	£2,438	£9,753.69
152	LUTON CCG	22	£1,097	£5,697.12
146	MANSFIELD AND ASHFIELD CCG	38	£1,522	£6,625.53
93	MEDWAY CCG	26	£1,662	£12,614.94
95	MERTON CCG	27	£1,622	£12,313.17
8	MID ESSEX CCG	296	£12,985	£61,437.41
76	MILTON KEYNES CCG	90	£3,511	£14,690.25
54	NENE CCG	126	£4,593	£18,160.00
185	NEWARK & SHERWOOD CCG	22	£819	£2,857.56
142	NEWBURY AND DISTRICT CCG	39	£1,631	£7,289.70
94	NEWCASTLE NORTH AND EAST CCG	24	£1,634	£12,402.63
77	NEWCASTLE WEST CCG	30	£2,006	£14,688.03
110	NEWHAM CCG	22	£1,492	£10,610.40
159	NORTH & WEST READING CCG	22	£1,033	£5,134.80
126	NORTH DERBYSHIRE CCG	48	£1,880	£8,890.47
30	NORTH DURHAM CCG	52	£3,579	£26,526.64
9	NORTH EAST ESSEX CCG	218	£10,023	£55,563.78
36	NORTH EAST HAMPSHIRE AND FARNHAM CCG	42	£3,033	£22,614.96
147	NORTH EAST LINCOLNSHIRE CCG	14	£937	£6,582.48
173	NORTH HAMPSHIRE CCG	22	£858	£3,744.72
65	NORTH KIRKLEES CCG	64	£3,053	£15,596.85
22	NORTH LINCOLNSHIRE CCG	85	£5,082	£32,935.32
151	NORTH MANCHESTER CCG	25	£1,161	£5,987.33
137	NORTH NORFOLK CCG	32	£1,473	£7,563.60
139	NORTH SOMERSET CCG	44	£1,733	£7,527.93
120	NORTH STAFFORDSHIRE CCG	21	£1,267	£9,478.20
82	NORTH TYNESIDE CCG	92	£3,639	£14,329.21
106	NORTH WEST SURREY CCG	50	£2,181	£11,179.68
49	NORTH, EAST, WEST DEVON CCG	101	£4,289	£20,218.44
38	NORTHUMBERLAND CCG	172	£6,364	£22,218.28

CCGs in the bottom third for available savings

CCGs in the middle third for available savings

CCGs in the top third for available savings

Rank	CCG Name	Packs Dec 16	Spend Dec 16	Potential Annual Savings
	NATIONAL	11,697	£578,827	£3,317,373.60
35	NORWICH CCG	91	£4,351	£22,647.15
59	NOTTINGHAM CITY CCG	35	£2,247	£16,772.16
119	NOTTINGHAM NORTH AND EAST CCG	47	£1,975	£9,632.40
206	NOTTINGHAM WEST CCG	4	£170	£826.32
25	OLDHAM CCG	158	£6,846	£29,442.30
29	OXFORDSHIRE CCG	137	£5,829	£27,793.59
57	PORTSMOUTH CCG	45	£2,590	£17,437.50
26	REDBRIDGE CCG	94	£4,809	£28,776.96
175	REDDITCH AND BROMSGROVE CCG	28	£960	£3,636.93
128	RICHMOND CCG	17	£1,148	£8,714.79
134	ROTHERHAM CCG	56	£2,247	£8,099.13
194	RUSHCLIFFE CCG	20	£698	£2,222.34
111	SALFORD CCG	60	£2,367	£10,596.15
154	SANDWELL AND WEST BIRMINGHAM CCG	19	£911	£5,622.12
198	SCARBOROUGH AND RYEDALE CCG	4	£205	£1,376.61
3	SHEFFIELD CCG	456	£20,884	£119,058.82
52	SHROPSHIRE CCG	105	£4,368	£19,152.48
183	SLOUGH CCG	9	£506	£3,180.06
207	SOLIHULL CCG	1	£80	£605.76
100	SOMERSET CCG	65	£2,506	£11,880.24
191	SOUTH CHESHIRE CCG	15	£590	£2,449.80
37	SOUTH DEVON AND TORBAY CCG	72	£3,729	£22,372.51
148	SOUTH EAST STAFFS AND SEISDON PENINSULAR CCG	33	£1,435	£6,446.82
121	SOUTH EASTERN HAMPSHIRE CCG	56	£2,205	£9,342.36
18	SOUTH GLOUCESTERSHIRE CCG	201	£8,180	£34,837.42
167	SOUTH KENT COAST CCG	26	£1,031	£4,312.44
91	SOUTH LINCOLNSHIRE CCG	32	£1,792	£12,768.66
141	SOUTH MANCHESTER CCG	52	£1,941	£7,311.42
89	SOUTH NORFOLK CCG	36	£2,032	£12,898.32
200	SOUTH READING CCG	11	£388	£1,234.08
44	SOUTH SEFTON CCG	46	£2,959	£20,830.56
104	SOUTH TEES CCG	44	£2,037	£11,193.18
83	SOUTH TYNESIDE CCG	25	£1,860	£13,940.88
69	SOUTH WARWICKSHIRE CCG	78	£3,373	£15,216.00
178	SOUTH WEST LINCOLNSHIRE CCG	12	£584	£3,364.44
144	SOUTH WORCESTERSHIRE CCG	42	£1,613	£6,817.11
195	SOUTHAMPTON CCG	12	£492	£2,210.40
96	SOUTHEND CCG	46	£2,088	£12,093.27
70	SOUTHERN DERBYSHIRE CCG	85	£3,377	£15,158.72
19	SOUTHPORT AND FORMBY CCG	67	£4,685	£34,351.08
203	SOUTHWARK CCG	2	£145	£1,098.48
140	ST HELENS CCG	54	£2,073	£7,456.47

CCGs in the bottom third for available savings

CCGs in the middle third for available savings

CCGs in the top third for available savings

Rank	CCG Name	Packs Dec 16	Spend Dec 16	Potential Annual Savings
	NATIONAL	11,697	£578,827	£3,317,373.60
122	STAFFORD AND SURROUNDS CCG	24	£1,400	£9,289.20
64	STOCKPORT CCG	104	£3,857	£15,855.65
108	STOKE ON TRENT CCG	25	£1,471	£10,873.62
5	SUNDERLAND CCG	131	£9,597	£71,951.25
4	SURREY DOWNS CCG	147	£10,384	£78,205.41
157	SURREY HEATH CCG	10	£709	£5,379.36
45	SUTTON CCG	37	£2,735	£20,760.36
80	SWALE CCG	33	£1,973	£14,405.88
205	SWINDON CCG	2	£117	£886.68
97	TAMESIDE AND GLOSSOP CCG	74	£2,831	£12,021.60
132	TELFORD AND WREKIN CCG	17	£1,152	£8,207.16
208	THANET CCG	6	£211	£590.52
171	THURROCK CCG	11	£628	£3,884.16
182	TOWER HAMLETS CCG	7	£420	£3,191.46
133	TRAFFORD CCG	32	£1,526	£8,201.40
17	VALE OF YORK CCG	95	£5,391	£35,035.11
193	VALE ROYAL CCG	10	£472	£2,259.84
41	WAKEFIELD CCG	133	£5,439	£20,998.35
48	WALSALL CCG	108	£4,271	£20,338.71
201	WALTHAM FOREST CCG	6	£278	£1,221.36
149	WANDSWORTH CCG	14	£834	£6,327.78
88	WARRINGTON CCG	28	£1,762	£13,024.97
138	WARWICKSHIRE NORTH CCG	38	£1,605	£7,547.50
12	WEST CHESHIRE CCG	94	£5,992	£42,327.72
87	WEST ESSEX CCG	54	£2,520	£13,094.10
23	WEST HAMPSHIRE CCG	167	£6,954	£31,679.46
7	WEST KENT CCG	123	£8,725	£65,765.82
73	WEST LANCASHIRE CCG	49	£2,601	£15,101.19
197	WEST LEICESTERSHIRE CCG	3	£212	£1,615.43
135	WEST LONDON (K&C & QPP) CCG	18	£1,140	£7,936.95
115	WEST NORFOLK CCG	40	£1,764	£10,114.32
79	WEST SUFFOLK CCG	31	£1,992	£14,518.83
14	WIGAN BOROUGH CCG	87	£5,578	£40,173.12
177	WILTSHIRE CCG	9	£544	£3,423.60
33	WINDSOR, ASCOT AND MAIDENHEAD CCG	59	£3,421	£23,219.20
109	WIRRAL CCG	65	£2,517	£10,784.64
162	WOKINGHAM CCG	30	£1,216	£5,014.80
32	WOLVERHAMPTON CCG	93	£4,720	£25,584.27
186	WYRE FOREST CCG	15	£605	£2,839.56

CCGs in the bottom third for available savings

CCGs in the middle third for available savings

CCGs in the top third for available savings

## Sign Up Form

The impact500 Team would be delighted to speak with you on 01603 327 575  
Or fill in the application form...

Return completed forms via any of the options below -

Email: [enquiries@ccgprescriber.org](mailto:enquiries@ccgprescriber.org)

Fax: 08452 802301

Visit: [www.ccgprescriber.org](http://www.ccgprescriber.org)

Post: impact500 Team, Ecotec Business Park, 37A Turbine Way, Swaffham, PE37 7XD

**Name** .....

**CCG** .....

**Job Title** .....

**Telephone Number** .....

**Email Address** .....

☐

Sign Up for impact500

☐

I need more information please send to my contact details above

☐

Book a web demonstration for my team. Please send more information and date options.

**Preferred Method of Contact** .....

# impact500

**Dr. Julian Brown**  
Clinical Lead

**Julian Young**  
Publishing Editor

**Stephen Harrington**  
Data Editor

**Helpline:** 01603 327575  
[enquiries@ccgprescriber.org](mailto:enquiries@ccgprescriber.org)  
[www.ccgprescriber.org](http://www.ccgprescriber.org)

**Safe Dispenser Ltd**  
37a Turbine Way  
Swaffham  
Norfolk PE37 7XD

Company Number: 05404915

Data Protection Ref No: Z2536681

---

© 2017

Except as provided by the Copyright Designs and Patents Act 1988, no part of this publication may be reproduced, stored in a retrieval system or transmitted in any form or by any means without the prior written permission of the publisher.

The target product within this impact500 project has been identified by CCG Prescriber and represents optimum value for the NHS at the time of publication (March 2017). This optimisation project will be reviewed on a six monthly cycle. Safe Dispenser Ltd may benefit directly from utilisation of the product identified within the impact500 Projects.

