

April 2017

Optimisation Project Easyhaler Range

ENABLING ANNUAL SAVINGS FOR THE NHS OF

£15.7 million

UNIQUE OPPORTUNITY

This impact500 Easyhaler Range Optimisation provides CCGs with an early opportunity in 2017 to realise prescribing savings, review prescribing quality and sample the unique implementation capabilities of the impact500 system enabling savings of £500 million for the NHS.

Overview

BACKGROUND

Respiratory illness imposes a very significant burden upon the NHS. Just taking treatment costs into account the NHS spends over £1.1 Billion per annum. A measure of this impact is the fact that five out of the top ten most expensive medicines prescribed across the NHS are respiratory medications. The prescribing options available to clinicians are numerous, complex and very often highly expensive. Determining an appropriate treatment regime will consist of several decision elements, including; drug selection, inhaler device selection, patient compliance, inhaler technique, patient acceptability, regime complexity and cost.

OBJECTIVE

This article will evaluate the financial benefits that the Easyhaler range manufactured by Orion Pharma Ltd can offer the NHS. Easyhaler Salbutamol, Easyhaler Budesonide and Formoterol Easyhaler appear to enable prescribing cost savings but are underutilised amongst prescribers.

DATA

Data from the HSCIC, NHS Business Services Authority (January 2017 E pact Data), Dictionary of Medicines & Devices (April 2017) and European Medicines Agency was used to prepare the data and identify available agents, costings, medicines utilisation and CCG uptake of the newer agents. Wholesaler availability levels, manufacturing chain, bioavailability data and quality of agents were also analysed.

ANALYSIS

Through analysis of the latest NHS ePACT prescribing data and product tariff costs this CCG Prescriber document presents prescribers and key NHS medicines optimisation stake holders with an objective evaluation of the potential that the Easyhaler products can deliver. This information is presented at a national prescribing level and as savings per CCG region. By analysing the relative costs and utilisation within a comparable prescribing area, in this case, dry powder and breath

actuated inhalers within the SABA, Budesonide ICS and LABA areas it is possible to determine the potential savings offered by the Easyhaler products.

RESULTS

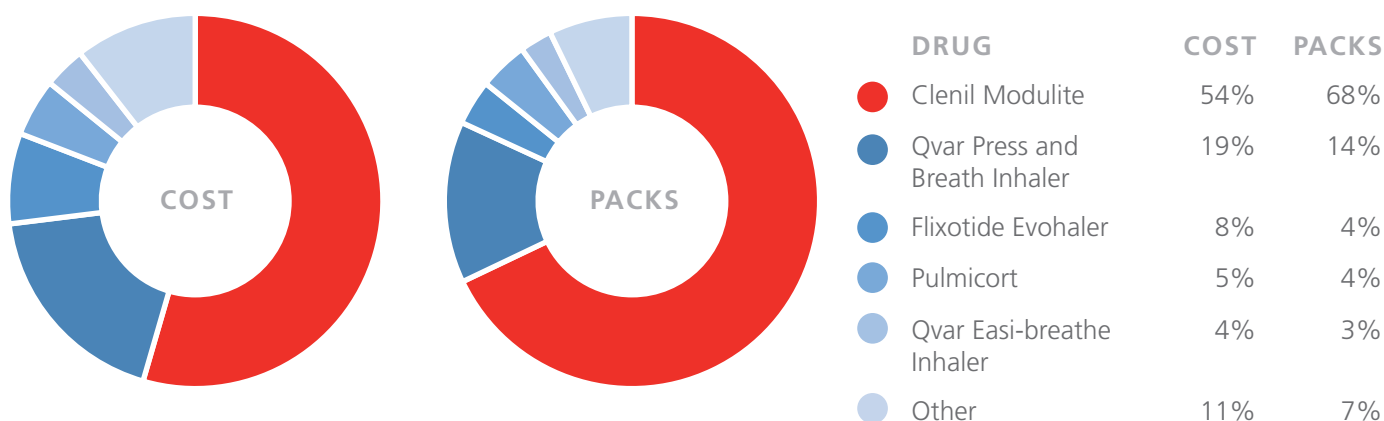
Easyhaler Salbutamol 100mcg, Easyhaler Budesonide 100,200,400mcg and Formoterol Easyhaler 12mcg all appear to offer value to the NHS and cost savings when compared to comparable prescribing options. Easyhaler Salbutamol 100mcg has the potential to save more than £12.5 million per annum across CCGs in England when utilised instead of comparable SABAs, the Easyhaler Budesonide range offers a further £1.2 million saving for CCGs as an alternative to the Pulmicort Turbohaler range and Formoterol Easyhaler has the potential to save £2 million in relation to existing dry powder LABA inhalers.

CONCLUSION

Easyhaler Salbutamol 100mcg costing £3.31 with 200 doses is the most cost-effective dry powder or breath actuated SABA available to prescribers. The Easyhaler Budesonide range offers significant savings when compared to the Pulmicort Turbohaler range. The Easyhaler Budesonide range offers either a lower tariff price (100mcg) or twice as many doses (200mcg and 400mcg) in comparison to the Turbohaler equivalent. On a dose for dose basis Easyhaler Budesonide is up to 35% more cost-effective than the equivalent Pulmicort Turbohaler. Formoterol Easyhaler is the most cost effective dry powder LABA. Formoterol Easyhaler has the lowest tariff cost and has twice as many actuations as competing inhalers.

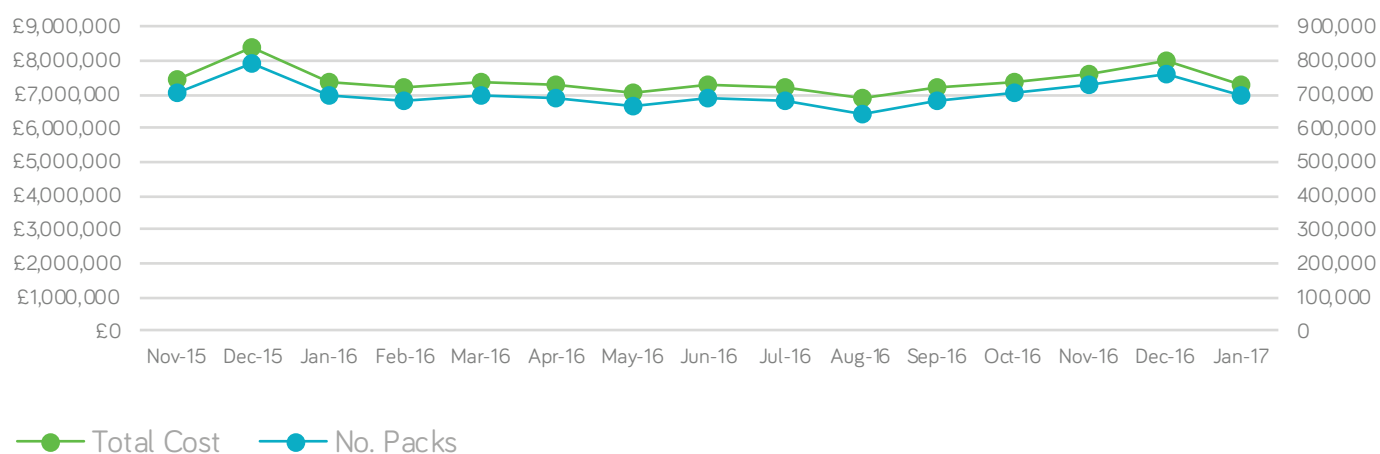
Every CCG should review its utilisation of Easyhaler products and comparable inhalers to realise these significant savings.

Class Analysis: Steroid Inhalers



Usage Information

NON-COMBINATION STEROID INHALERS / NATIONAL / SPEND & PACKS BY MONTH



Top 8 Steroid Inhalers


	DRUG	COST / MONTH	COST DIFF FROM LAST MONTH	PACKS / MONTH	PACKS DIFF FROM LAST MONTH
1	Beclometasone Inhaler [MDI] (Clenil Modulite)	£3,954,646	£-373,288	471,121	-44,040
2	Beclometasone MDI Inhaler (Qvar Press and Breath Inhaler)	£1,346,571	£-128,772	96,795	-9,213
3	Fluticasone CFC free Inhaler (Flixotide Evohaler)	£567,173	£-70,014	27,056	-3,066
4	Budesonide Turbohaler (Pulmicort)	£362,543	£-38,765	29,397	-3,131
5	Beclometasone Breath Actuated Inhaler (Qvar Easi-breathe Inhaler)	£261,818	£-22,056	19,331	-1,712
6	Fluticasone Accuhaler (Flixotide Accuhaler)	£212,391	£-28,247	11,282	-1,354
7	Beclometasone Breath Actuated Inhaler (Qvar Autohaler)	£172,232	£-18,483	11,937	-1,246
8	Ciclesonide MDI (CFC free) (Alvesco)	£126,823	£-12,374	4,372	-375

*Prices correct at time of printing.


Analysis was undertaken using April 2017 tariff and January 2017 Epact Data

Budesonide Easyhaler - April 2017 Tariff Information


100MCG COST PER DOSE



200MCG COST PER DOSE

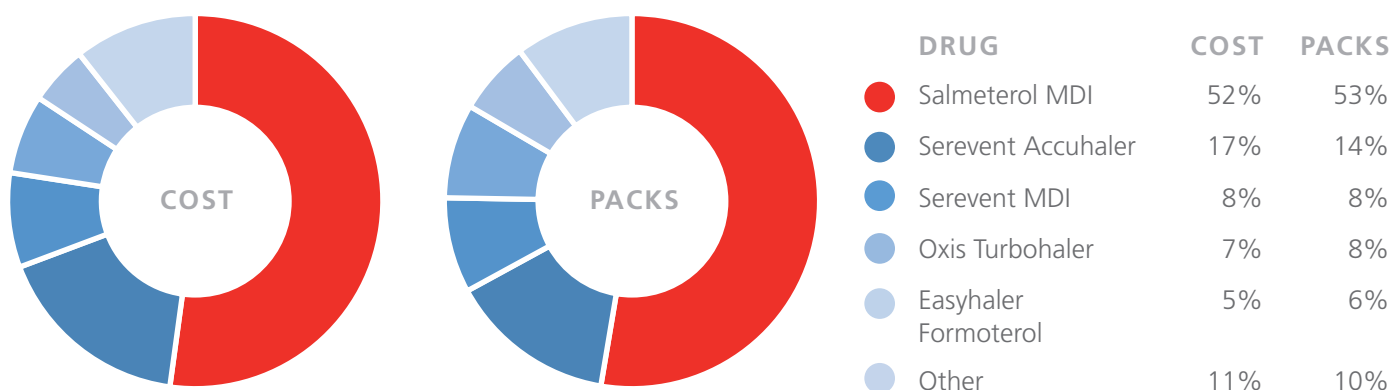


400MCG COST PER DOSE



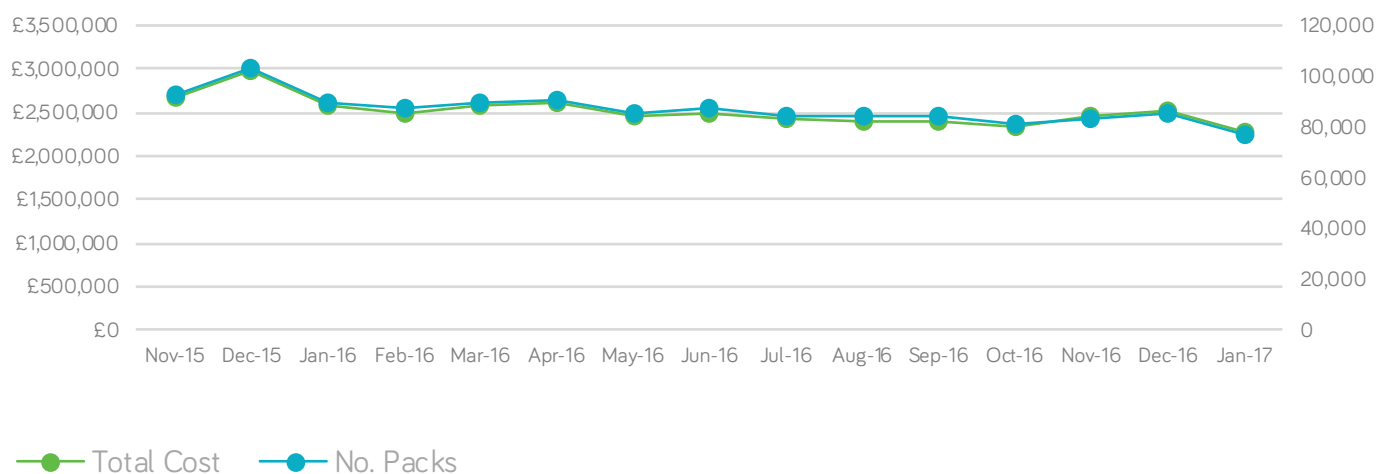
DRUG	PRESENTATION	TARIFF	SPEND JAN 2017	PACKS JAN 2017
Pulmicort Turbohaler 200	200 mcg (100dose)	£11.84	£200,533	16,937
Pulmicort Turbohaler 400	400 mcg (50dose)	£13.86	£99,404	7,172
Pulmicort Turbohaler 100	100 mcg (200 dose unit)	£11.84	£62,607	5,288
Easyhaler Budesonide 200	200 mcg / puff (powder) 200 units	£17.71	£24,847	1,403
Easyhaler Budesonide 100	100 mcg / puff (powder) 200 units	£8.86	£18,872	2,130
Easyhaler Budesonide 400	400 mcg / puff (powder) 100 units	£17.71	£8,660	489
TOTAL			£414,922	33,419

Class Analysis: Long-Acting Beta(2)-Agonists



Usage Information

LONG-ACTING BETA(2)-AGONISTS / NATIONAL / SPEND & PACKS BY MONTH

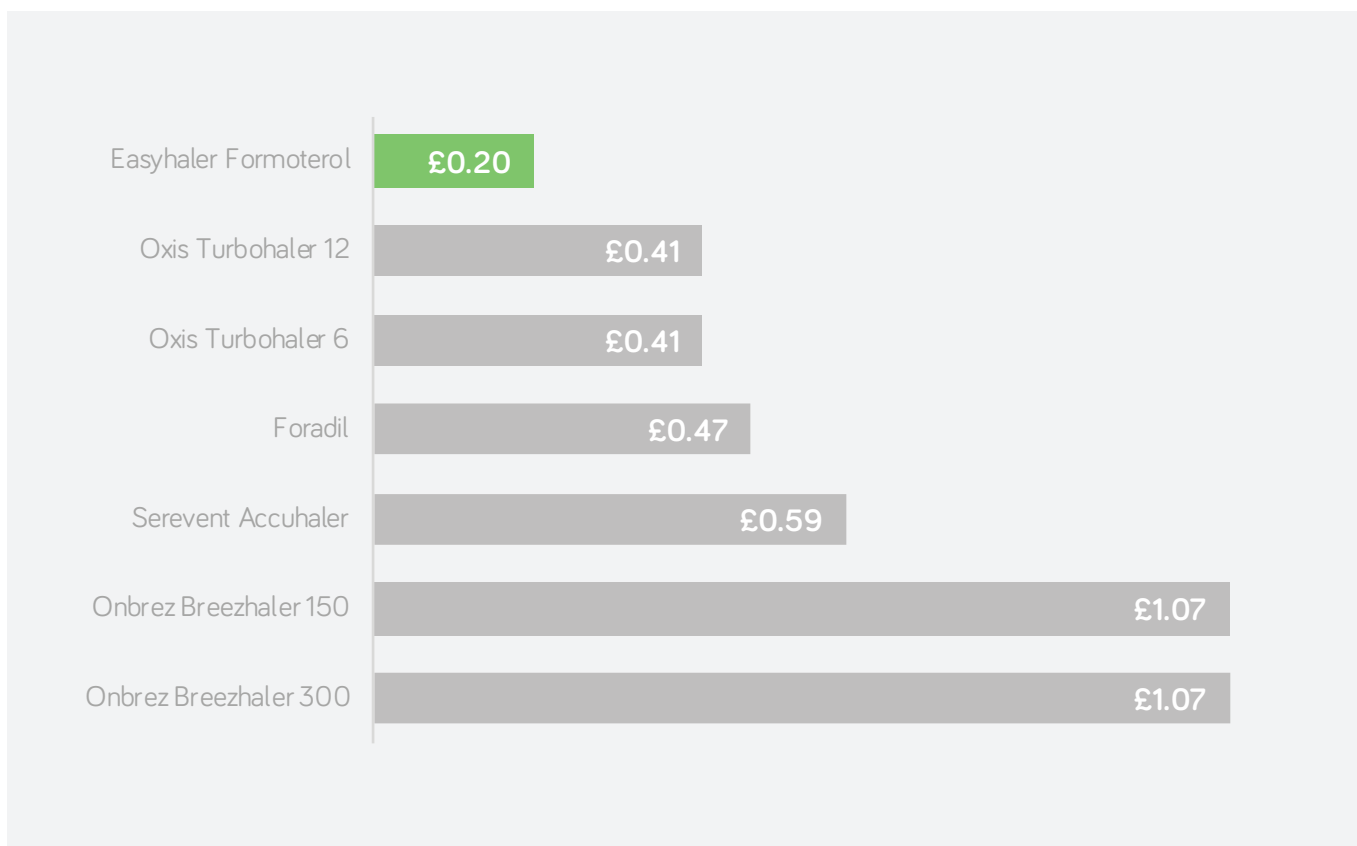


Top 8 LABAs

DRUG	COST / MONTH	COST DIFF FROM LAST MONTH	PACKS / MONTH	PACKS DIFF FROM LAST MONTH
1 Salmeterol MDI	£1,187,060	£149,440	40,571	5,108
2 Salmeterol Accuhaler (Serevent Accuhaler)	£389,440	£40,271	11,092	1,147
3 Salmeterol MDI (Serevent MDI)	£185,625	£17,556	6,344	600
4 Formoterol Powder Inhaler (Oxis Turbohaler)	£155,713	£14,114	6,279	569
5 Formoterol Inhaler (Easyhaler Formoterol)	£116,232	£6,579	4,894	277
6 Indacaterol inhaler (Onbrez Breezhaler)	£108,834	£12,554	3,381	390
7 Formoterol MDI (Atimos Modulite)	£106,352	£10,010	3,538	333
8 Formoterol Powder Inhaler (Foradil)	£24,496	£1,964	873	70

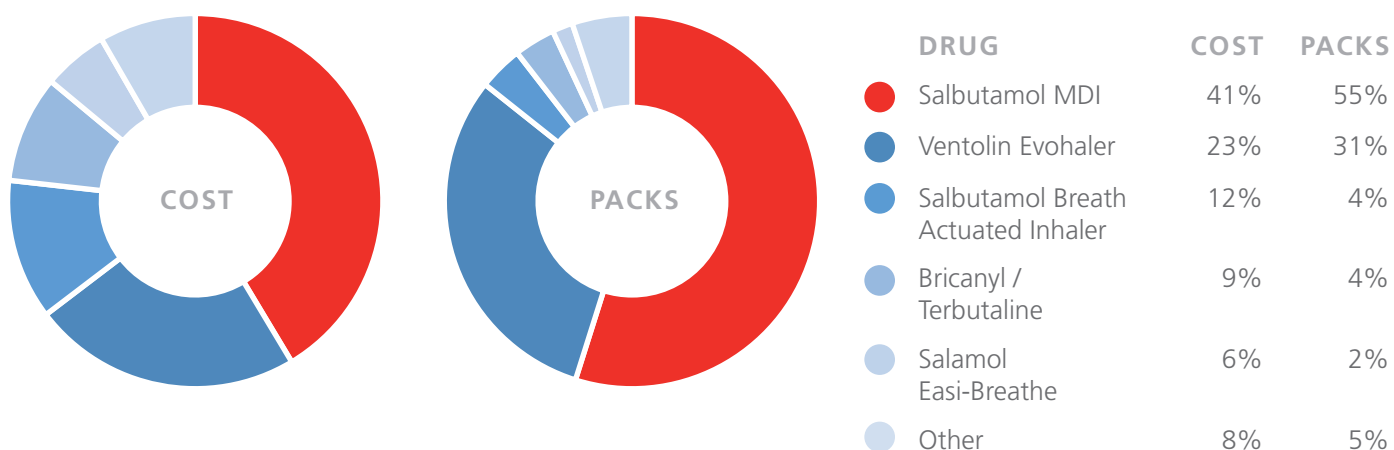
Formoterol Easyhaler - April 2017 Tariff Information

FORMOTEROL EASYHALER - COST PER DOSE



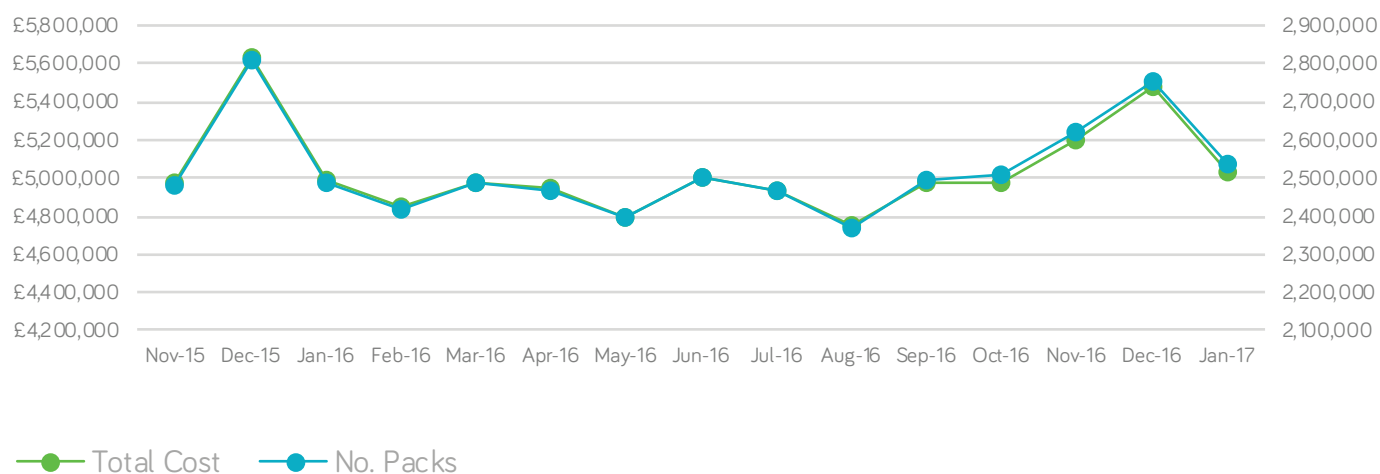
DRUG	PRESENTATION	TARIFF	SPEND JAN 2017	PACKS JAN 2017
Serevent Accuhaler	50 mcg/dose (60 dose unit)	£35.11	£389,440	11,092
Easyhaler Formoterol	12 mcg / puff (powder) 120 dose	£23.75	£116,232	4,894
Oxis Turbohaler 12	12 mcg / dose (60 dose Unit)	£24.80	£107,081	4,318
Onbrez Breezhaler 150	150 mcg (3 x 10)	£32.19	£92,096	2,861
Oxis Turbohaler 6	6 mcg / dose (60 dose Unit)	£24.80	£48,633	1,961
Foradil	12 mcg / dose (60 capsules plus inhaler)	£28.06	£24,496	873
Onbrez Breezhaler 300	300 mcg (3 x 10)	£32.19	£16,739	520
TOTAL			£794,716	26,519

Class Analysis: Short-Acting Beta(2)-Agonists



Usage Information

SHORT-ACTING BETA(2)-AGONISTS / NATIONAL / SPEND & PACKS BY MONTH

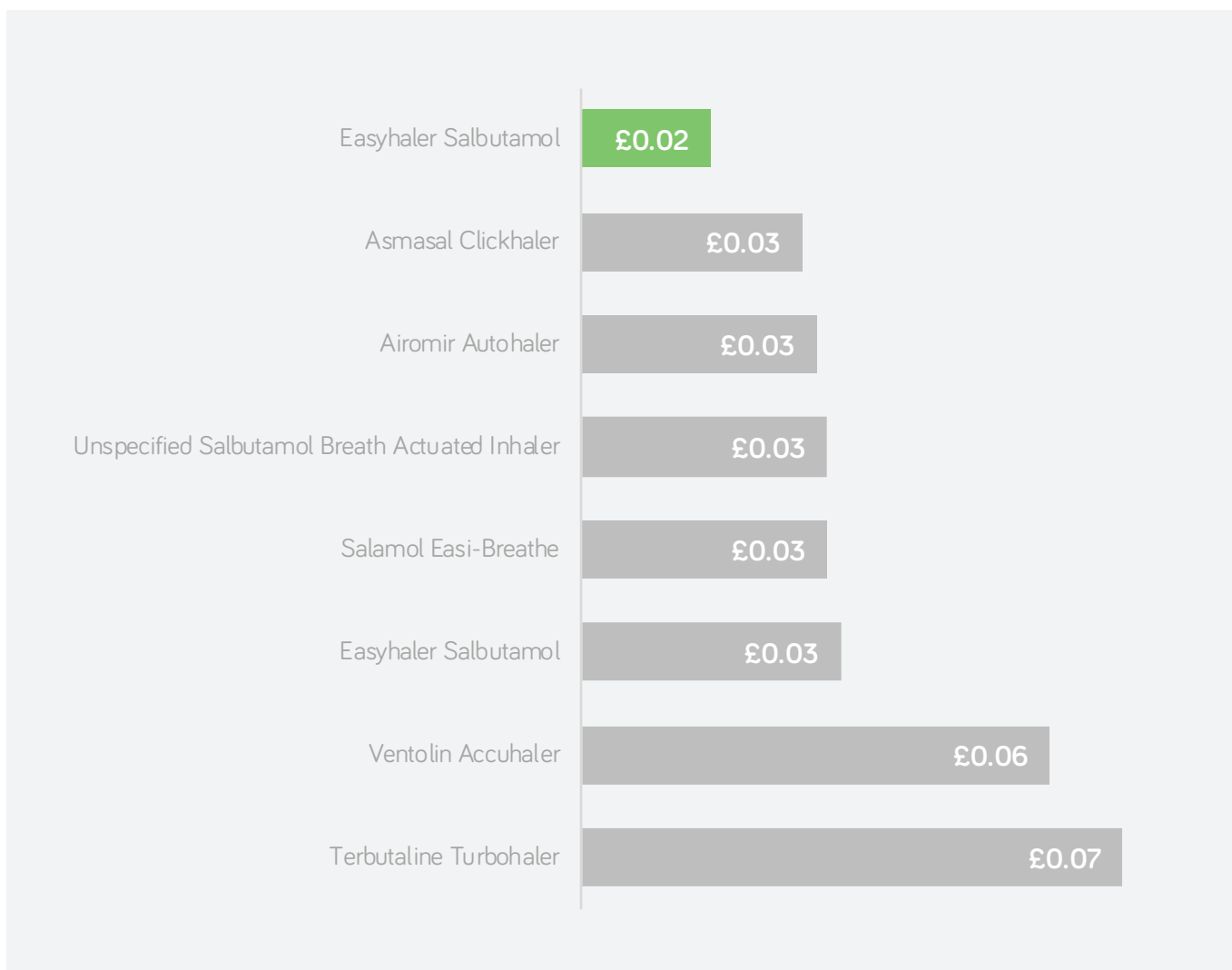


Top 8 SABAs

DRUG	COST / MONTH	COST DIFF FROM LAST MONTH	PACKS / MONTH	PACKS DIFF FROM LAST MONTH
1 Salbutamol MDI	£2,086,044	-£168,607	1,390,700	-112,401
2 Salbutamol MDI (Ventolin Evohaler)	£1,171,580	-£112,399	781,055	-74,931
3 Salbutamol Breath Actuated Inhaler (Unspecified)	£611,202	-£52,360	97,017	-8,311
4 Terbutaline Turbohaler (Bricanyl / Terbutaline)	£466,416	-£50,843	90,004	-8,347
5 Salbutamol Breath Actuated Inhaler (Salamol Easi-Breathe)	£283,285	-£21,893	44,966	-3,475
6 Salbutamol Powder (Ventolin Accuhaler)	£181,623	-£15,891	50,451	-4,417
7 Salbutamol Dry Powder Inhaler (Easyhaler Salbutamol)	£120,953	-£7,742	29,831	-1,748
8 Salbutamol Inhaler (standard) (Salamol MDI (CFC Free))	£55,430	-£5,257	37,966	-3,601

Salbutamol Easyhaler - April 2017 Tariff Information

COST PER ACTUATION



DRUG	STRENGTH	NO OF ACTUATIONS	TARIFF	COST PER ACTUATION	SPEND JAN 2017	PACKS JAN 2017
Unspecified Salbutamol Breath Actuated Inhaler	100 mcg	200	£6.30	£0.03	£611,202	97,017
Terbutaline Turbohaler	500 mcg	100	£6.92	£0.07	£466,416	90,004
Salamol Easi-Breathe	100 mcg	200	£6.30	£0.03	£283,285	44,966
Ventolin Accuhaler	200 mcg	60	£3.60	£0.06	£181,623	50,451
Easyhaler Salbutamol	100 mcg	200	£3.31	£0.02	£76,737	23,161
Airomir Autohaler	100 mcg	200	£6.02	£0.03	£54,764	9,097
Easyhaler Salbutamol	200 mcg	200	£6.63	£0.03	£44,216	6,670
Asmasal Clickhaler	95 mcg	200	£5.65	£0.03	£559	99
TOTAL					£1,718,803	321,465

Potential Annual Savings by CCG

RANK	CCG	BUDESONIDE EASYHALER	FORMOTEROL EASYHALER	SALBUTAMOL EASYHALER	TOTAL SAVINGS
NATIONAL		£1,219,634	£1,965,520	£12,528,541	£15,713,696
105	AIREDALE, WHARFDALE AND CRAVEN CCG	£4,543	£3,065	£52,920	£60,528
203	ASHFORD CCG	£1,781	£1,453	£16,976	£20,210
200	AYLESBURY VALE CCG	£4,510	£2,479	£17,176	£24,165
180	BARKING AND DAGENHAM CCG	£3,092	£6,396	£23,995	£33,482
82	BARNET CCG	£8,444	£11,009	£54,287	£73,740
48	BARNSELY CCG	£8,246	£8,896	£87,856	£104,998
91	BASILDON AND BRENTWOOD CCG	£4,763	£7,080	£59,660	£71,502
154	BASSETLAW CCG	£2,693	£3,168	£36,060	£41,921
185	BATH AND NORTH EAST SOMERSET CCG	£2,176	£4,824	£23,914	£30,914
53	BEDFORDSHIRE CCG	£7,293	£12,189	£80,625	£100,106
147	BEXLEY CCG	£1,902	£8,451	£34,260	£44,612
6	BIRMINGHAM CROSSCITY CCG	£11,689	£20,038	£157,495	£189,222
99	BIRMINGHAM SOUTH AND CENTRAL CCG	£3,120	£7,114	£53,351	£63,585
34	BLACKBURN WITH DARWEN CCG	£8,143	£7,234	£109,623	£125,000
3	BLACKPOOL CCG	£8,507	£8,655	£204,865	£222,027
26	BOLTON CCG	£6,982	£19,321	£103,330	£129,633
208	BRACKNELL AND ASCOT CCG	£2,451	£2,750	£11,127	£16,328
179	BRADFORD CITY CCG	£2,306	£1,794	£29,555	£33,654
54	BRADFORD DISTRICTS CCG	£6,451	£9,361	£84,173	£99,985
95	BRENT CCG	£6,988	£4,840	£54,998	£66,826
89	BRIGHTON AND HOVE CCG	£6,615	£10,271	£54,677	£71,563
52	BRISTOL CCG	£5,266	£17,590	£78,640	£101,496
102	BROMLEY CCG	£5,943	£6,785	£48,548	£61,276
67	BURY CCG	£3,323	£10,776	£71,662	£85,761
79	CALDERDALE CCG	£7,215	£10,960	£56,431	£74,605
5	CAMBRIDGESHIRE AND PETERBOROUGH CCG	£13,254	£21,362	£155,484	£190,100
170	CAMDEN CCG	£4,114	£4,447	£28,194	£36,755
120	CANNOCK CHASE CCG	£2,753	£7,533	£44,375	£54,661
136	CANTERBURY AND COASTAL CCG	£3,780	£8,594	£35,133	£47,506
141	CASTLE POINT AND ROCHFORD CCG	£3,754	£7,979	£33,719	£45,452
194	CENTRAL LONDON (WESTMINSTER) CCG	£2,402	£5,279	£20,234	£27,915
56	CENTRAL MANCHESTER CCG	£5,933	£5,663	£87,709	£99,305
128	CHILTERN CCG	£9,994	£6,942	£34,056	£50,991
45	CHORLEY AND SOUTH RIBBLE CCG	£8,358	£17,124	£84,014	£109,496
160	CITY AND HACKNEY CCG	£3,492	£10,815	£25,070	£39,377
18	COASTAL WEST SUSSEX CCG	£12,409	£24,954	£105,379	£142,742
202	CORBY CCG	£1,351	£2,669	£18,802	£22,823
27	COVENTRY AND RUGBY CCG	£10,532	£21,011	£96,805	£128,347
186	CRAWLEY CCG	£2,033	£3,198	£25,431	£30,662
69	CROYDON CCG	£6,469	£12,987	£64,782	£84,238
9	CUMBRIA CCG	£19,084	£20,587	£139,476	£179,147
187	DARLINGTON CCG	£2,640	£4,770	£23,158	£30,568
108	DARTFORD, GRAVESHAM AND SWANLEY CCG	£4,728	£7,396	£47,076	£59,200
28	DONCASTER CCG	£9,940	£12,565	£105,292	£127,796

CCGs in the bottom third for available savings

CCGs in the middle third for available savings

CCGs in the top third for available savings

POTENTIAL ANNUAL SAVINGS BY CCG

RANK	CCG	BUDESONIDE EASYHALER	FORMOTEROL EASYHALER	SALBUTAMOL EASYHALER	TOTAL SAVINGS
	NATIONAL	£1,219,634	£1,965,520	£12,528,541	£15,713,696
4	DORSET CCG	£14,534	£41,469	£149,001	£205,005
78	DUDLEY CCG	£6,101	£7,694	£60,867	£74,662
44	DURHAM DALES, EASINGTON AND SEDGEMOUNT	£11,700	£14,524	£87,143	£113,366
94	EALING CCG	£8,500	£8,914	£50,872	£68,286
25	EAST AND NORTH HERTFORDSHIRE CCG	£14,170	£10,099	£106,385	£130,653
10	EAST LANCASHIRE CCG	£13,797	£14,053	£145,110	£172,960
114	EAST LEICESTERSHIRE AND RUTLAND CCG	£3,854	£5,846	£47,715	£57,415
59	EAST RIDING OF YORKSHIRE CCG	£7,159	£9,537	£77,333	£94,029
153	EAST STAFFORDSHIRE CCG	£2,415	£4,294	£35,543	£42,253
181	EAST SURREY CCG	£4,825	£3,365	£23,883	£32,073
93	EASTBOURNE, HAILSHAM AND SEAFORD CCG	£6,950	£12,753	£50,044	£69,746
96	EASTERN CHESHIRE CCG	£8,430	£5,197	£51,285	£64,912
144	ENFIELD CCG	£4,727	£6,017	£34,445	£45,189
197	EREWASH CCG	£2,464	£1,640	£22,682	£26,786
151	FAREHAM AND GOSPORT CCG	£3,174	£5,942	£34,498	£43,613
16	FYLDE & WYRE CCG	£8,952	£4,460	£136,084	£149,496
75	GATESHEAD CCG	£6,310	£13,518	£55,442	£75,270
17	GLOUCESTERSHIRE CCG	£13,610	£16,173	£117,930	£147,713
119	GREAT YARMOUTH AND WAVENEY CCG	£3,384	£6,411	£45,207	£55,002
39	GREATER HUDDERSFIELD CCG	£11,667	£14,403	£91,613	£117,684
60	GREATER PRESTON CCG	£8,392	£13,726	£71,775	£93,893
143	GREENWICH CCG	£2,570	£5,692	£36,933	£45,195
178	GUILDFORD AND WAVERLEY CCG	£1,449	£5,320	£26,959	£33,728
111	HALTON CCG	£2,511	£4,433	£51,571	£58,516
71	HAMBLETON, RICHMONDSHIRE AND WHITBY CCG	£11,054	£11,571	£57,022	£79,647
196	HAMMERSMITH AND FULHAM CCG	£3,005	£3,738	£20,174	£26,917
182	HARDWICK CCG	£2,415	£3,521	£25,904	£31,841
184	HARINGEY CCG	£4,226	£4,822	£22,194	£31,242
110	HARROGATE AND RURAL DISTRICT CCG	£7,998	£4,809	£46,079	£58,886
118	HARROW CCG	£9,673	£6,089	£39,503	£55,265
46	HARTLEPOOL AND STOCKTON-ON-TEES CCG	£7,660	£10,359	£89,723	£107,741
101	HASTINGS AND ROTHER CCG	£3,612	£8,341	£49,686	£61,639
117	HAVERING CCG	£3,626	£14,629	£37,077	£55,332
149	HEREFORDSHIRE CCG	£5,328	£6,503	£32,109	£43,940
21	HERTS VALLEYS CCG	£16,073	£22,031	£100,927	£139,031
19	HEYWOOD, MIDDLETON AND ROCHDALE CCG	£5,775	£12,260	£122,720	£140,756
109	HIGH WEALD LEWES HAVENS CCG	£4,201	£5,621	£49,238	£59,060
133	HILLINGDON CCG	£7,175	£11,131	£30,919	£49,226
130	HORSHAM AND MID SUSSEX CCG	£3,623	£6,881	£39,170	£49,674
172	HOUNSLOW CCG	£3,960	£6,090	£25,719	£35,770
57	HULL CCG	£5,448	£12,390	£80,177	£98,015
84	IPSWICH AND EAST SUFFOLK CCG	£5,581	£8,873	£58,615	£73,069
100	ISLE OF WIGHT CCG	£3,790	£9,142	£49,607	£62,540
164	ISLINGTON CCG	£3,795	£11,224	£23,047	£38,066
15	KERNOW CCG	£11,765	£18,644	£121,994	£152,403

CCGs in the bottom third for available savings

CCGs in the middle third for available savings

CCGs in the top third for available savings

POTENTIAL ANNUAL SAVINGS BY CCG

RANK	CCG	BUDESONIDE EASYHALER	FORMOTEROL EASYHALER	SALBUTAMOL EASYHALER	TOTAL SAVINGS
	NATIONAL	£1,219,634	£1,965,520	£12,528,541	£15,713,696
175	KINGSTON CCG	£4,247	£4,390	£26,220	£34,857
115	KNOWSLEY CCG	£1,855	£13,865	£41,317	£57,037
107	LAMBETH CCG	£4,924	£7,203	£47,461	£59,588
87	LANCASHIRE NORTH CCG	£3,635	£7,505	£60,955	£72,095
92	LEEDS NORTH CCG	£5,302	£7,961	£57,183	£70,445
33	LEEDS SOUTH AND EAST CCG	£7,863	£9,651	£107,835	£125,349
12	LEEDS WEST CCG	£10,240	£8,652	£139,269	£158,161
80	LEICESTER CITY CCG	£4,856	£4,162	£65,299	£74,317
112	LEWISHAM CCG	£3,421	£5,759	£49,073	£58,253
55	LINCOLNSHIRE EAST CCG	£7,369	£6,613	£85,863	£99,846
73	LINCOLNSHIRE WEST CCG	£4,914	£8,894	£63,606	£77,413
1	LIVERPOOL CCG	£10,876	£25,051	£233,448	£269,374
191	LUTON CCG	£1,732	£2,297	£24,602	£28,631
129	MANSFIELD AND ASHFIELD CCG	£3,119	£2,617	£44,291	£50,027
125	MEDWAY CCG	£1,890	£7,788	£41,767	£51,444
188	MERTON CCG	£3,169	£4,519	£22,619	£30,308
83	MID ESSEX CCG	£4,997	£7,139	£60,977	£73,113
127	MILTON KEYNES CCG	£4,112	£4,689	£42,238	£51,039
30	NENE CCG	£10,548	£15,952	£100,083	£126,582
166	NEWARK & SHERWOOD CCG	£2,990	£5,067	£29,347	£37,404
209	NEWBURY AND DISTRICT CCG	£1,567	£1,762	£12,956	£16,285
152	NEWCASTLE NORTH AND EAST CCG	£6,260	£4,320	£32,543	£43,122
150	NEWCASTLE WEST CCG	£3,210	£4,231	£36,205	£43,646
162	NEWHAM CCG	£4,861	£7,422	£26,242	£38,525
205	NORTH & WEST READING CCG	£1,639	£3,201	£13,455	£18,295
85	NORTH DERBYSHIRE CCG	£8,312	£7,887	£56,564	£72,762
49	NORTH DURHAM CCG	£10,960	£11,110	£82,871	£104,940
65	NORTH EAST ESSEX CCG	£6,292	£9,903	£71,369	£87,564
177	NORTH EAST HAMPSHIRE AND FARNHAM CCG	£4,389	£5,282	£24,305	£33,975
159	NORTH EAST LINCOLNSHIRE CCG	£2,452	£8,083	£29,190	£39,725
174	NORTH HAMPSHIRE CCG	£3,407	£6,019	£25,567	£34,993
36	NORTH KIRKLEES CCG	£7,153	£12,242	£101,346	£120,741
122	NORTH LINCOLNSHIRE CCG	£3,896	£7,636	£42,101	£53,633
47	NORTH MANCHESTER CCG	£5,501	£12,270	£88,667	£106,439
167	NORTH NORFOLK CCG	£2,868	£9,419	£25,012	£37,298
134	NORTH SOMERSET CCG	£3,873	£12,773	£31,280	£47,926
98	NORTH STAFFORDSHIRE CCG	£4,474	£10,935	£48,642	£64,052
63	NORTH TYNESIDE CCG	£13,066	£10,942	£68,543	£92,551
81	NORTH WEST SURREY CCG	£8,068	£8,668	£57,038	£73,775
2	NORTH, EAST, WEST DEVON CCG	£15,699	£31,983	£203,480	£251,162
22	NORTHUMBERLAND CCG	£16,127	£15,733	£101,043	£132,904
148	NORWICH CCG	£3,453	£6,970	£33,986	£44,409
51	NOTTINGHAM CITY CCG	£8,264	£8,657	£87,408	£104,328
113	NOTTINGHAM NORTH AND EAST CCG	£6,017	£3,259	£48,169	£57,444
189	NOTTINGHAM WEST CCG	£2,155	£1,948	£25,707	£29,810

CCGs in the bottom third for available savings

CCGs in the middle third for available savings

CCGs in the top third for available savings

POTENTIAL ANNUAL SAVINGS BY CCG

RANK	CCG	BUDESONIDE EASYHALER	FORMOTEROL EASYHALER	SALBUTAMOL EASYHALER	TOTAL SAVINGS
	NATIONAL	£1,219,634	£1,965,520	£12,528,541	£15,713,696
41	OLDHAM CCG	£4,603	£10,957	£101,839	£117,398
86	OXFORDSHIRE CCG	£10,483	£15,147	£46,999	£72,630
142	PORTSMOUTH CCG	£1,996	£4,773	£38,674	£45,443
156	REDBRIDGE CCG	£5,748	£7,173	£27,712	£40,634
104	REDDITCH AND BROMSGROVE CCG	£2,598	£5,213	£53,174	£60,984
195	RICHMOND CCG	£4,365	£8,629	£14,778	£27,772
29	ROTHERHAM CCG	£6,555	£13,832	£106,245	£126,632
173	RUSHCLIFFE CCG	£4,042	£3,030	£27,964	£35,036
38	SALFORD CCG	£3,122	£18,295	£97,891	£119,308
23	SANDWELL AND WEST BIRMINGHAM CCG	£7,009	£12,333	£112,876	£132,218
161	SCARBOROUGH AND RYEDALE CCG	£6,331	£3,735	£28,731	£38,797
7	SHEFFIELD CCG	£14,110	£32,094	£142,270	£188,474
58	SHROPSHIRE CCG	£7,064	£13,433	£75,629	£96,126
206	SLOUGH CCG	£2,023	£2,280	£12,456	£16,759
103	SOLIHULL CCG	£3,657	£6,882	£50,723	£61,262
32	SOMERSET CCG	£7,112	£14,412	£104,786	£126,309
116	SOUTH CHESHIRE CCG	£4,832	£7,847	£43,757	£56,436
68	SOUTH DEVON AND TORBAY CCG	£6,563	£16,322	£61,373	£84,258
124	SOUTH EAST STAFFS AND SEISDON PENINSULAR	£5,000	£9,536	£37,902	£52,437
135	SOUTH EASTERN HAMPSHIRE CCG	£3,230	£7,893	£36,409	£47,532
145	SOUTH GLOUCESTERSHIRE CCG	£3,315	£6,313	£35,072	£44,700
158	SOUTH KENT COAST CCG	£3,530	£8,136	£28,206	£39,872
146	SOUTH LINCOLNSHIRE CCG	£3,553	£5,403	£35,665	£44,620
37	SOUTH MANCHESTER CCG	£7,083	£10,579	£102,545	£120,207
163	SOUTH NORFOLK CCG	£2,765	£5,916	£29,786	£38,467
210	SOUTH READING CCG	£944	£1,686	£13,484	£16,115
106	SOUTH SEFTON CCG	£3,988	£5,976	£50,042	£60,005
11	SOUTH TEES CCG	£8,236	£13,734	£137,612	£159,583
131	SOUTH TYNESIDE CCG	£3,361	£11,054	£35,070	£49,485
72	SOUTH WARWICKSHIRE CCG	£6,267	£10,452	£61,163	£77,882
138	SOUTH WEST LINCOLNSHIRE CCG	£6,353	£4,850	£34,807	£46,010
66	SOUTH WORCESTERSHIRE CCG	£4,462	£7,827	£74,591	£86,880
139	SOUTHAMPTON CCG	£2,764	£11,916	£31,033	£45,713
183	SOUTHEND CCG	£3,695	£4,077	£23,737	£31,509
20	SOUTHERN DERBYSHIRE CCG	£11,674	£21,900	£106,594	£140,167
192	SOUTHPORT AND FORMBY CCG	£2,800	£3,701	£22,047	£28,548
90	SOUTHWARK CCG	£6,039	£11,960	£53,551	£71,549
40	ST HELENS CCG	£5,196	£14,568	£97,708	£117,473
169	STAFFORD AND SURROUNDS CCG	£3,662	£6,471	£26,652	£36,785
14	STOCKPORT CCG	£9,358	£13,731	£131,788	£154,877
77	STOKE ON TRENT CCG	£3,520	£11,148	£60,065	£74,733
42	SUNDERLAND CCG	£6,608	£16,043	£92,279	£114,931
126	SURREY DOWNS CCG	£5,534	£4,452	£41,401	£51,388
211	SURREY HEATH CCG	£1,291	£1,431	£11,788	£14,510
171	SUTTON CCG	£3,047	£1,660	£31,649	£36,357

CCGs in the bottom third for available savings

CCGs in the middle third for available savings

CCGs in the top third for available savings

POTENTIAL ANNUAL SAVINGS BY CCG

RANK	CCG	BUDESONIDE EASYHALER	FORMOTEROL EASYHALER	SALBUTAMOL EASYHALER	TOTAL SAVINGS
	NATIONAL	£1,219,634	£1,965,520	£12,528,541	£15,713,696
201	SWALE CCG	£1,005	£2,219	£20,651	£23,875
155	SWINDON CCG	£1,553	£5,451	£34,823	£41,827
64	TAMESIDE AND GLOSSOP CCG	£8,044	£7,644	£73,466	£89,154
137	TELFORD AND WREKIN CCG	£2,881	£9,471	£35,000	£47,351
190	THANET CCG	£2,002	£6,006	£21,557	£29,564
199	THURROCK CCG	£2,661	£6,936	£15,256	£24,853
140	TOWER HAMLETS CCG	£4,283	£8,343	£32,972	£45,599
8	TRAFFORD CCG	£10,521	£40,297	£129,140	£179,958
50	VALE OF YORK CCG	£14,254	£11,160	£79,360	£104,775
157	VALE ROYAL CCG	£3,732	£6,117	£30,340	£40,189
13	WAKEFIELD CCG	£13,563	£11,713	£131,927	£157,203
62	WALSALL CCG	£6,394	£9,937	£76,333	£92,665
168	WALTHAM FOREST CCG	£3,026	£4,800	£29,243	£37,069
123	WANDSWORTH CCG	£5,359	£7,115	£40,285	£52,760
76	WARRINGTON CCG	£6,661	£10,547	£57,915	£75,123
165	WARWICKSHIRE NORTH CCG	£3,681	£1,422	£32,619	£37,722
97	WEST CHESHIRE CCG	£5,899	£8,613	£49,793	£64,305
88	WEST ESSEX CCG	£3,767	£6,100	£61,716	£71,582
35	WEST HAMPSHIRE CCG	£7,628	£25,599	£90,522	£123,749
70	WEST KENT CCG	£6,579	£16,797	£56,927	£80,303
193	WEST LANCASHIRE CCG	£3,808	£4,695	£19,646	£28,148
74	WEST LEICESTERSHIRE CCG	£6,386	£6,787	£62,613	£75,786
176	WEST LONDON (K&C & QPP) CCG	£3,598	£9,832	£20,856	£34,286
132	WEST NORFOLK CCG	£2,845	£6,574	£39,906	£49,325
121	WEST SUFFOLK CCG	£5,479	£5,778	£42,520	£53,778
24	WIGAN BOROUGH CCG	£10,662	£26,755	£93,466	£130,883
61	WILTSHIRE CCG	£5,438	£14,183	£73,584	£93,205
207	WINDSOR, ASCOT AND MAIDENHEAD CCG	£2,557	£1,501	£12,446	£16,504
31	WIRRAL CCG	£5,383	£7,650	£113,412	£126,445
204	WOKINGHAM CCG	£3,605	£2,220	£13,763	£19,588
43	WOLVERHAMPTON CCG	£6,374	£13,279	£94,296	£113,949
198	WYRE FOREST CCG	£1,614	£2,227	£22,213	£26,054

CCGs in the bottom third for available savings

CCGs in the middle third for available savings

CCGs in the top third for available savings

Sign Up Form

The impact500 Team would be delighted to
speak with you on 01603 327 575
Or fill in the application form...

Return completed forms via any of the options below -

Email: enquiries@ccgprescriber.org

Fax: 08452 802301

Visit: www.ccgprescriber.org

Post: impact500 Team, Ecotec Business Park, 37A Turbine Way, Swaffham, PE37 7XD

Name

CCG

Job Title

Telephone Number

Email Address

☐

Sign Up for impact500

☐

I need more information please send to my contact details above

☐

Book a web demonstration for my team. Please send more information and date options.

Preferred Method of Contact

impact500

Dr. Julian Brown
Clinical Lead

Julian Young
Publishing Editor

Stephen Harrington
Data Editor

Helpline: 01603 327575
enquiries@ccgprescriber.org
www.ccgprescriber.org

Safe Dispenser Ltd
37a Turbine Way
Swaffham
Norfolk PE37 7XD

Company Number: 05404915

Data Protection Ref No: Z2536681

© 2017

Except as provided by the Copyright Designs and Patents Act 1988, no part of this publication may be reproduced, stored in a retrieval system or transmitted in any form or by any means without the prior written permission of the publisher.

The target product within this impact500 project has been identified by CCG Prescriber and represents optimum value for the NHS at the time of publication (April 2017). This optimisation project will be reviewed on a six monthly cycle. Safe Dispenser Ltd may benefit directly from utilisation of the product identified within the impact500 Projects.

