

Co-Proxamol

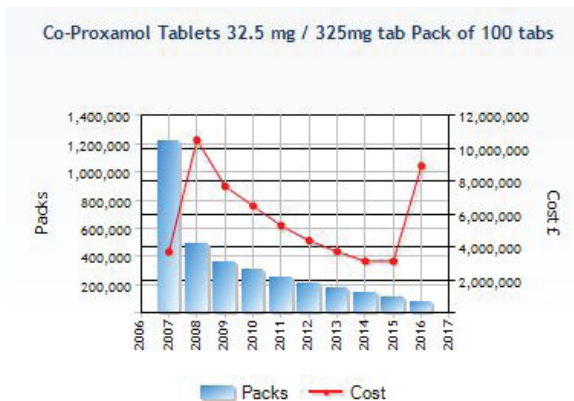
Deprescribing Project:
Enabling a Reduction in
Prescribing Cost of 97%

ENABLING ANNUAL SAVINGS FOR THE NHS OF

£8.4 million

Class: Co-proxamol Deprescribing

CO-PROXAMOL COST IMPACT



BACKGROUND

The cost of Co-Proxamol to the NHS has risen dramatically in the last year. To the extent that in 2016 it cost the NHS £9 million for only 80,000 packs. This price rise is due to the fact that packs of Co-Proxamol 32.5mg/325mg tablets are no longer widely available and prescriptions are being fulfilled utilising Specials averaging more than £120 per prescription.

Co-Proxamol – Deprescribing Optimisation Opportunity

PRICE ALERT!

Co-Proxamol 32.5mg/325mg Tablets 100s
Co-Codamol 8 /500mg Tablets 100s

£120.17 (Specials Only) average cost per pack
£2.97 tariff cost per pack

Co-Proxamol prescribing is costing the NHS £9 million per annum. This spend can be reduced by 97% by optimising patients across to Co-Codamol 8 /500mg Tablets.

All Co-Proxamol 32.5mg/325mg Tablet packs have been discontinued resulting in prescriptions being fulfilled via the Specials route.

COST-EFFECTIVE CHOICE

Co-Codamol 8 /500mg Tablets 100s

£2.97/pack

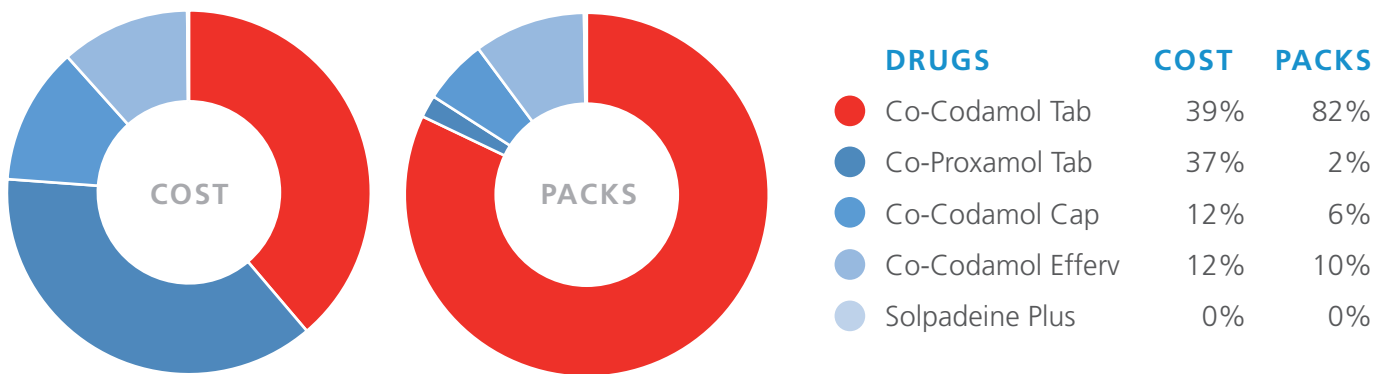
DRUGS TO BE STOPPED

Co-Proxamol 32.5mg/325mg Tablets 100s

£120.17 pack
(2016 ePACT data)

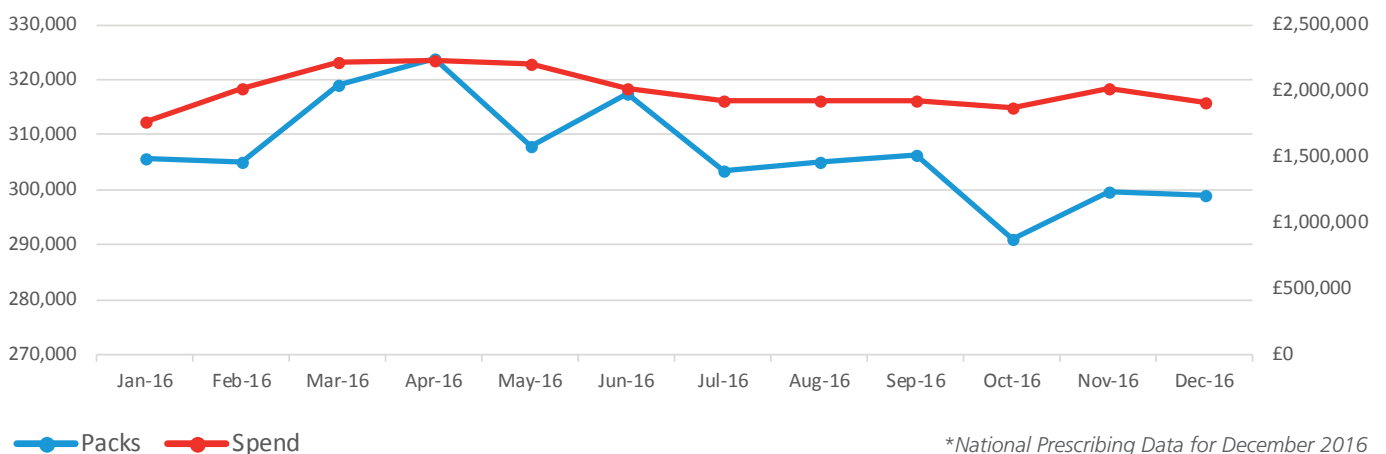
Co-Proxamol Market Analysis

Class: Co-proxamol Deprescribing



Usage Information

NON-OPIOID ANALGESICS - NATIONAL SPEND / PACKS BY MONTH



*National Prescribing Data for December 2016

NON-OPIOID ANALGESICS TOP PRODUCTS BY EXPENDITURE

NATIONAL SPEND / PACKS DECEMBER 2016

DRUG		TARIFF	COST / MONTH	PACKS / MONTH
TOTAL			£1,915,304	299,062
1	Co-Codamol Tablets	£2.97	£742,754	245,472
2	Co-Proxamol Tablets	£21.38 (Discontinued)	£715,888	5,957
3	Co-Codamol Capsules	£12.66	£233,928	17,251
4	Co-Codamol Efferv	£6.88	£219,884	29,662
5	Solpadeine Plus	£2.98	£2,850	719

Drug Tariff - March 2017

CO-PROXAMOL & CO-CODAMOL TARIFFS



All Co-Proxamol 32.5mg/325mg Tablet packs have been discontinued resulting in prescriptions being fulfilled via the Specials route, costing on average: **£120** Per Pack

DRUG	PACKS DEC 2016	COST DEC 2016	POTENTIAL MONTHLY SAVINGS
TOTAL	299,062	£1,915,304	£1,010,398
Co-Proxamol Tablets	5,957	£715,888	£697,862
Co-Codamol Capsules	17,251	£233,928	£181,730
Co-Codamol Efferv	29,662	£219,884	£130,132
Solpadeine Plus	719	£2,850	£674
Co-Codamol Tablets	245,472	£742,754	£0

Optimising all Co-Proxamol Tablets would save the NHS **£700,000 per month**

Co-Proxamol
Spend by CCG

Co-Proxamol Spend by CCG

DECEMBER 2016 EPACT DATA

Rank	CCG Name	Co-Proxamol Packs Dec 16	Co-Proxamol Spend Dec 16	Potential Annual Spend
	NATIONAL	5,934	£713,911	£8,566,927.56
173	AIREDALE, WHARFDALE AND CRAVEN CCG	9	£857	£10,283.04
194	ASHFORD CCG	9	£484	£5,804.88
186	AYLESBURY VALE CCG	7	£573	£6,879.60
87	BARKING AND DAGENHAM CCG	18	£3,473	£41,677.20
135	BARNET CCG	20	£1,949	£23,391.60
8	BARNSELEY CCG	44	£9,751	£117,010.56
30	BASILDON AND BRENTWOOD CCG	59	£6,266	£75,190.20
182	BASSETLAW CCG	8	£634	£7,608.00
48	BATH AND NORTH EAST SOMERSET CCG	39	£5,347	£64,158.36
191	BEDFORDSHIRE CCG	5	£497	£5,961.36
31	BEXLEY CCG	48	£6,243	£74,913.72
2	BIRMINGHAM CROSSCITY CCG	122	£12,612	£151,343.88
102	BIRMINGHAM SOUTH AND CENTRAL CCG	29	£2,944	£35,328.96
114	BLACKBURN WITH DARWEN CCG	24	£2,427	£29,129.52
190	BLACKPOOL CCG	5	£500	£6,005.52
178	BOLTON CCG	7	£722	£8,662.08
141	BRACKNELL AND ASCOT CCG	9	£1,765	£21,178.92
77	BRADFORD DISTRICTS CCG	46	£3,664	£43,963.08
157	BRENT CCG	11	£1,273	£15,281.88
134	BRIGHTON AND HOVE CCG	16	£1,960	£23,524.68
42	BRISTOL CCG	56	£5,603	£67,231.56
137	BROMLEY CCG	10	£1,883	£22,595.88
172	BURY CCG	8	£898	£10,771.56
62	CALDERDALE CCG	40	£4,303	£51,632.16
66	CAMBRIDGESHIRE AND PETERBOROUGH CCG	26	£4,161	£49,929.00
162	CAMDEN CCG	10	£1,225	£14,702.76
33	CANNOCK CHASE CCG	40	£6,090	£73,079.16
174	CANTERBURY AND COASTAL CCG	5	£847	£10,164.24
185	CASTLE POINT AND ROCHFORD CCG	3	£595	£7,140.00
45	CENTRAL LONDON (WESTMINSTER) CCG	38	£5,469	£65,625.96
206	CENTRAL MANCHESTER CCG	2	£159	£1,908.00
95	CHILTERN CCG	20	£3,229	£38,753.16
159	CHORLEY AND SOUTH RIBBLE CCG	15	£1,234	£14,812.68
163	CITY AND HACKNEY CCG	13	£1,189	£14,270.28
7	COASTAL WEST SUSSEX CCG	106	£9,964	£119,570.28
184	CORBY CCG	2	£609	£7,308.00
52	COVENTRY AND RUGBY CCG	50	£5,012	£60,141.96
169	CRAWLEY CCG	7	£949	£11,385.00
60	CROYDON CCG	39	£4,346	£52,157.28
26	CUMBRIA CCG	71	£6,709	£80,512.20

CCGs in the bottom third for available savings

CCGs in the middle third for available savings

CCGs in the top third for available savings

Rank	CCG Name	Co-Proxamol Packs Dec 16	Co-Proxamol Spend Dec 16	Potential Annual Spend
	NATIONAL	5,934	£713,911	£8,566,927.56
202	DARLINGTON CCG	4	£301	£3,616.80
61	DARTFORD, GRAVESHAM AND SWANLEY CCG	29	£4,345	£52,140.60
119	DONCASTER CCG	11	£2,315	£27,779.40
112	DORSET CCG	23	£2,501	£30,007.56
146	DUDLEY CCG	17	£1,652	£19,829.04
167	DURHAM DALES, EASINGTON AND SEDGEFIELD CCG	5	£1,022	£12,268.80
143	EALING CCG	15	£1,744	£20,926.80
5	EAST AND NORTH HERTFORDSHIRE CCG	74	£10,545	£126,538.44
64	EAST LANCASHIRE CCG	33	£4,237	£50,838.96
44	EAST LEICESTERSHIRE AND RUTLAND CCG	52	£5,514	£66,163.32
29	EAST RIDING OF YORKSHIRE CCG	61	£6,284	£75,402.00
197	EAST STAFFORDSHIRE CCG	5	£404	£4,845.12
55	EAST SURREY CCG	31	£4,730	£56,764.56
82	EASTBOURNE, HAILSHAM AND SEAFORD CCG	35	£3,542	£42,509.28
203	EASTERN CHESHIRE CCG	2	£279	£3,344.40
93	ENFIELD CCG	21	£3,318	£39,810.60
196	EREWASH CCG	3	£435	£5,222.76
109	FAREHAM AND GOSPORT CCG	43	£2,594	£31,130.16
183	FYLDE & WYRE CCG	8	£624	£7,491.12
154	GATESHEAD CCG	11	£1,329	£15,949.68
12	GLOUCESTERSHIRE CCG	68	£8,063	£96,755.64
130	GREAT YARMOUTH AND WAVENEY CCG	21	£2,043	£24,518.04
69	GREATER HUDDERSFIELD CCG	39	£3,941	£47,289.12
19	GREATER PRESTON CCG	32	£7,182	£86,183.04
131	GREENWICH CCG	17	£2,017	£24,199.08
98	GUILDFORD AND WAVERLEY CCG	30	£3,086	£37,037.28
139	HALTON CCG	19	£1,822	£21,868.80
199	HAMBLETON, RICHMONDSHIRE AND WHITBY CCG	4	£312	£3,739.20
120	HAMMERSMITH AND FULHAM CCG	13	£2,297	£27,567.12
150	HARINGEY CCG	7	£1,527	£18,323.76
100	HARROGATE AND RURAL DISTRICT CCG	26	£3,040	£36,477.60
70	HARROW CCG	21	£3,932	£47,182.32
136	HARTLEPOOL AND STOCKTON-ON-TEES CCG	11	£1,897	£22,767.96
32	HASTINGS AND ROTHER CCG	62	£6,201	£74,414.16
71	HAVERING CCG	40	£3,817	£45,799.08
168	HEREFORDSHIRE CCG	11	£977	£11,728.80
1	HERTS VALLEYS CCG	89	£16,567	£198,808.92
123	HEYWOOD, MIDDLETON AND ROCHDALE CCG	22	£2,214	£26,571.24
43	HIGH WEALD LEWES HAVENS CCG	59	£5,600	£67,199.16
151	HILLINGDON CCG	10	£1,486	£17,829.12
56	HORSHAM AND MID SUSSEX CCG	40	£4,644	£55,728.60
140	HOUNSLOW CCG	16	£1,771	£21,249.60
176	HULL CCG	12	£837	£10,044.72
88	IPSWICH AND EAST SUFFOLK CCG	24	£3,461	£41,534.28
121	ISLE OF WIGHT CCG	29	£2,289	£27,463.56

CCGs in the bottom third for available savings

CCGs in the middle third for available savings

CCGs in the top third for available savings

Rank	CCG Name	Co-Proxamol Packs Dec 16	Co-Proxamol Spend Dec 16	Potential Annual Spend
	NATIONAL	5,934	£713,911	£8,566,927.56
13	ISLINGTON CCG	27	£7,998	£95,970.24
4	KERNOW CCG	92	£10,880	£130,563.72
115	KINGSTON CCG	17	£2,414	£28,968.60
155	KNOWSLEY CCG	8	£1,328	£15,940.32
47	LAMBETH CCG	43	£5,359	£64,304.76
153	LANCASHIRE NORTH CCG	15	£1,344	£16,122.72
107	LEEDS NORTH CCG	25	£2,700	£32,402.40
145	LEEDS SOUTH AND EAST CCG	14	£1,659	£19,911.60
89	LEEDS WEST CCG	39	£3,430	£41,155.92
170	LEICESTER CITY CCG	11	£939	£11,265.72
38	LEWISHAM CCG	39	£5,794	£69,530.52
68	LINCOLNSHIRE EAST CCG	44	£4,135	£49,625.76
75	LINCOLNSHIRE WEST CCG	46	£3,696	£44,355.12
53	LIVERPOOL CCG	35	£4,982	£59,786.52
50	LUTON CCG	22	£5,148	£61,775.16
65	MANSFIELD AND ASHFIELD CCG	25	£4,206	£50,475.48
105	MEDWAY CCG	28	£2,788	£33,450.24
85	MERTON CCG	17	£3,516	£42,193.20
36	MID ESSEX CCG	76	£5,824	£69,887.28
57	MILTON KEYNES CCG	21	£4,620	£55,440.48
76	NENE CCG	45	£3,680	£44,159.64
74	NEWARK & SHERWOOD CCG	39	£3,719	£44,633.88
35	NEWBURY AND DISTRICT CCG	29	£5,863	£70,350.48
94	NEWCASTLE NORTH AND EAST CCG	28	£3,255	£39,055.08
79	NEWCASTLE WEST CCG	42	£3,635	£43,620.12
99	NEWHAM CCG	17	£3,055	£36,659.64
91	NORTH & WEST READING CCG	16	£3,377	£40,526.28
86	NORTH DERBYSHIRE CCG	31	£3,478	£41,737.56
49	NORTH DURHAM CCG	44	£5,151	£61,810.44
83	NORTH EAST ESSEX CCG	24	£3,540	£42,474.96
84	NORTH EAST HAMPSHIRE AND FARNHAM CCG	30	£3,535	£42,414.72
106	NORTH EAST LINCOLNSHIRE CCG	20	£2,706	£32,469.24
46	NORTH HAMPSHIRE CCG	37	£5,459	£65,513.52
104	NORTH KIRKLEES CCG	29	£2,789	£33,471.12
147	NORTH LINCOLNSHIRE CCG	18	£1,629	£19,543.68
40	NORTH MANCHESTER CCG	39	£5,731	£68,776.68
195	NORTH NORFOLK CCG	4	£460	£5,523.60
81	NORTH SOMERSET CCG	25	£3,565	£42,780.84
10	NORTH STAFFORDSHIRE CCG	80	£9,426	£113,117.76
118	NORTH TYNESIDE CCG	20	£2,343	£28,119.36
110	NORTH WEST SURREY CCG	23	£2,572	£30,862.32
6	NORTH, EAST, WEST DEVON CCG	110	£10,287	£123,439.08
161	NORTHUMBERLAND CCG	14	£1,227	£14,728.20
21	NORWICH CCG	64	£6,964	£83,571.24
207	NOTTINGHAM CITY CCG	1	£89	£1,072.80
122	NOTTINGHAM NORTH AND EAST CCG	12	£2,273	£27,279.36

CCGs in the bottom third for available savings

CCGs in the middle third for available savings

CCGs in the top third for available savings

Rank	CCG Name	Co-Proxamol Packs Dec 16	Co-Proxamol Spend Dec 16	Potential Annual Spend
	NATIONAL	5,934	£713,911	£8,566,927.56
128	OLDHAM CCG	13	£2,100	£25,205.64
63	OXFORDSHIRE CCG	34	£4,256	£51,067.68
192	PORTSMOUTH CCG	6	£488	£5,850.00
97	REDBRIDGE CCG	23	£3,197	£38,366.16
188	REDDITCH AND BROMSGROVE CCG	10	£528	£6,332.64
111	RICHMOND CCG	18	£2,550	£30,604.20
171	ROTHERHAM CCG	6	£927	£11,128.32
73	RUSHCLIFFE CCG	27	£3,778	£45,333.72
179	SALFORD CCG	7	£718	£8,617.80
54	SANDWELL AND WEST BIRMINGHAM CCG	46	£4,824	£57,884.88
204	SCARBOROUGH AND RYEDALE CCG	4	£266	£3,194.16
17	SHEFFIELD CCG	74	£7,382	£88,584.48
24	SHROPSHIRE CCG	65	£6,885	£82,621.56
193	SLOUGH CCG	4	£486	£5,833.92
132	SOLIHULL CCG	29	£2,000	£23,994.72
124	SOMERSET CCG	27	£2,171	£26,052.72
67	SOUTH DEVON AND TORBAY CCG	36	£4,138	£49,655.52
96	SOUTH EAST STAFFS AND SEISDON PENINSULAR CCG	27	£3,205	£38,454.36
101	SOUTH EASTERN HAMPSHIRE CCG	36	£3,019	£36,230.76
22	SOUTH GLOUCESTERSHIRE CCG	49	£6,912	£82,941.72
127	SOUTH KENT COAST CCG	24	£2,111	£25,329.36
90	SOUTH LINCOLNSHIRE CCG	30	£3,409	£40,910.88
177	SOUTH MANCHESTER CCG	6	£737	£8,840.40
166	SOUTH NORFOLK CCG	15	£1,035	£12,415.68
15	SOUTH READING CCG	44	£7,832	£93,978.00
164	SOUTH SEFTON CCG	9	£1,142	£13,698.00
80	SOUTH TEES CCG	34	£3,632	£43,582.56
142	SOUTH TYNESIDE CCG	20	£1,749	£20,982.00
149	SOUTH WARWICKSHIRE CCG	12	£1,622	£19,466.16
129	SOUTH WEST LINCOLNSHIRE CCG	19	£2,078	£24,930.00
18	SOUTH WORCESTERSHIRE CCG	83	£7,365	£88,376.64
92	SOUTHAMPTON CCG	32	£3,375	£40,505.52
175	SOUTHEND CCG	4	£846	£10,156.56
72	SOUTHERN DERBYSHIRE CCG	26	£3,788	£45,459.24
27	SOUTHPORT AND FORMBY CCG	42	£6,596	£79,153.56
181	SOUTHWARK CCG	8	£676	£8,106.72
144	ST HELENS CCG	14	£1,666	£19,987.68
58	STAFFORD AND SURROUNDS CCG	47	£4,557	£54,678.00
138	STOCKPORT CCG	16	£1,876	£22,510.56
25	STOKE ON TRENT CCG	66	£6,817	£81,804.36
37	SUNDERLAND CCG	59	£5,809	£69,703.56
20	SURREY DOWNS CCG	54	£7,094	£85,130.64
39	SURREY HEATH CCG	33	£5,783	£69,395.40
116	SUTTON CCG	14	£2,395	£28,734.96
201	SWALE CCG	1	£304	£3,648.72

CCGs in the bottom third for available savings

CCGs in the middle third for available savings

CCGs in the top third for available savings

Rank	CCG Name	Co-Proxamol Packs Dec 16	Co-Proxamol Spend Dec 16	Potential Annual Spend
	NATIONAL	5,934	£713,911	£8,566,927.56
9	SWINDON CCG	33	£9,583	£114,991.68
103	TAMESIDE AND GLOSSOP CCG	15	£2,808	£33,699.72
152	TELFORD AND WREKIN CCG	14	£1,373	£16,471.92
180	THANET CCG	7	£684	£8,208.00
148	THURROCK CCG	15	£1,622	£19,469.28
125	TOWER HAMLETS CCG	14	£2,171	£26,047.20
189	TRAFFORD CCG	4	£517	£6,201.00
187	VALE OF YORK CCG	5	£563	£6,750.00
200	VALE ROYAL CCG	2	£305	£3,654.00
113	WAKEFIELD CCG	23	£2,450	£29,394.84
41	WALSALL CCG	56	£5,711	£68,535.96
108	WALTHAM FOREST CCG	14	£2,644	£31,728.84
133	WANDSWORTH CCG	17	£1,969	£23,633.16
126	WARRINGTON CCG	18	£2,124	£25,489.20
117	WARWICKSHIRE NORTH CCG	13	£2,370	£28,437.00
78	WEST CHESHIRE CCG	39	£3,663	£43,952.76
59	WEST ESSEX CCG	26	£4,501	£54,010.44
3	WEST HAMPSHIRE CCG	80	£11,354	£136,249.92
14	WEST KENT CCG	78	£7,928	£95,132.40
205	WEST LANCASHIRE CCG	4	£224	£2,692.68
165	WEST LEICESTERSHIRE CCG	14	£1,130	£13,557.36
156	WEST LONDON (K&C & QPP) CCG	13	£1,288	£15,451.20
28	WEST NORFOLK CCG	40	£6,576	£78,913.56
198	WEST SUFFOLK CCG	3	£382	£4,588.80
51	WIGAN BOROUGH CCG	41	£5,023	£60,273.00
34	WILTSHIRE CCG	66	£5,970	£71,640.12
160	WINDSOR, ASCOT AND MAIDENHEAD CCG	12	£1,230	£14,762.40
23	WIRRAL CCG	60	£6,911	£82,930.92
11	WOKINGHAM CCG	73	£8,196	£98,353.20
16	WOLVERHAMPTON CCG	72	£7,548	£90,577.20
158	WYRE FOREST CCG	17	£1,250	£15,004.56

CCGs in the bottom third for available savings

CCGs in the middle third for available savings

CCGs in the top third for available savings

Sign Up Form

The impact500 Team would be delighted to
speak with you on 01603 327 575
Or fill in the application form...

Return completed forms via any of the options below -

Email: enquiries@ccgprescriber.org

Fax: 08452 802301

Visit: www.ccgprescriber.org

Post: impact500 Team, Ecotec Business Park, 37A Turbine Way, Swaffham, PE37 7XD

Name

CCG

Job Title

Telephone Number

Email Address

☐

Sign Up for impact500

☐

I need more information please send to my contact details above

☐

Book a web demonstration for my team. Please send more information and date options.

Preferred Method of Contact

impact500

Dr. Julian Brown
Clinical Lead

Julian Young
Publishing Editor

Stephen Harrington
Data Editor

Helpline: 01603 327575
enquiries@ccgprescriber.org
www.ccgprescriber.org

Safe Dispenser Ltd
37a Turbine Way
Swaffham
Norfolk PE37 7XD

Company Number: 05404915

Data Protection Ref No: Z2536681

© 2017

Except as provided by the Copyright Designs and Patents Act 1988, no part of this publication may be reproduced, stored in a retrieval system or transmitted in any form or by any means without the prior written permission of the publisher.

The target product within this impact500 project has been identified by CCG Prescriber and represents optimum value for the NHS at the time of publication (March 2017). This optimisation project will be reviewed on a six monthly cycle. Safe Dispenser Ltd may benefit directly from utilisation of the product identified within the impact500 Projects.

